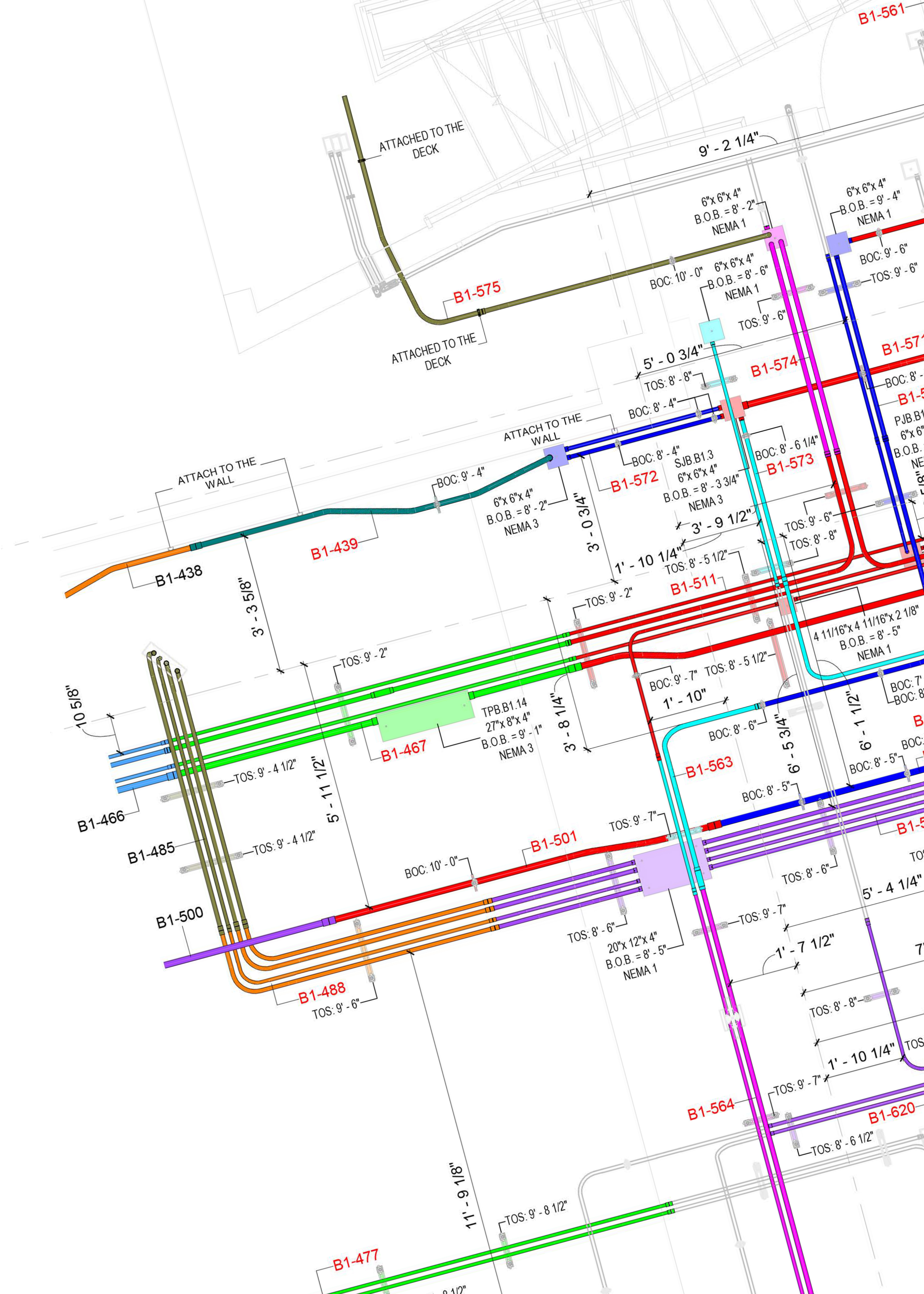




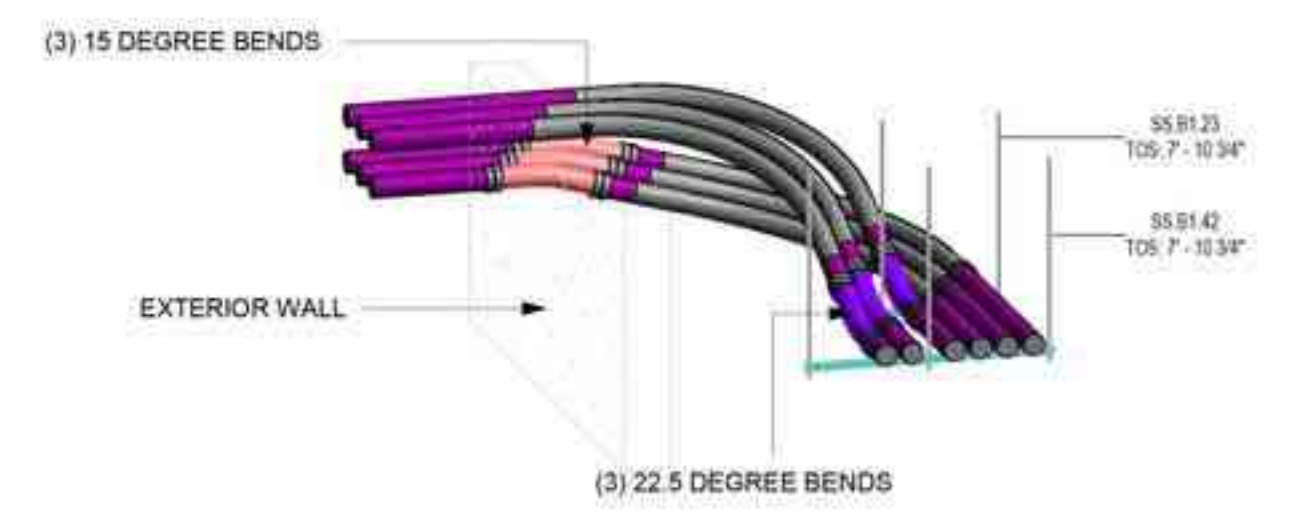
SPOOLING EXAMPLE

Helping the Best Build Better





1 TEL/DA/FA CONDUIT LAYOUT LEVEL B1
3/16" = 1'-0"



2 3D VIEW PENETRATION THROUGH EXTERIOR SOUTH WALL



GENERAL NOTES

SS.B1-XX
1. Strut Style Abbreviation
"S" - Single Strut
"DS" - Double Strut
2. Level
3. Strut Number
TOS: X"-Y" - TOP OF STRUT ABOVE LEVEL

KEY PLAN:

- BUILDING
- BUILDING

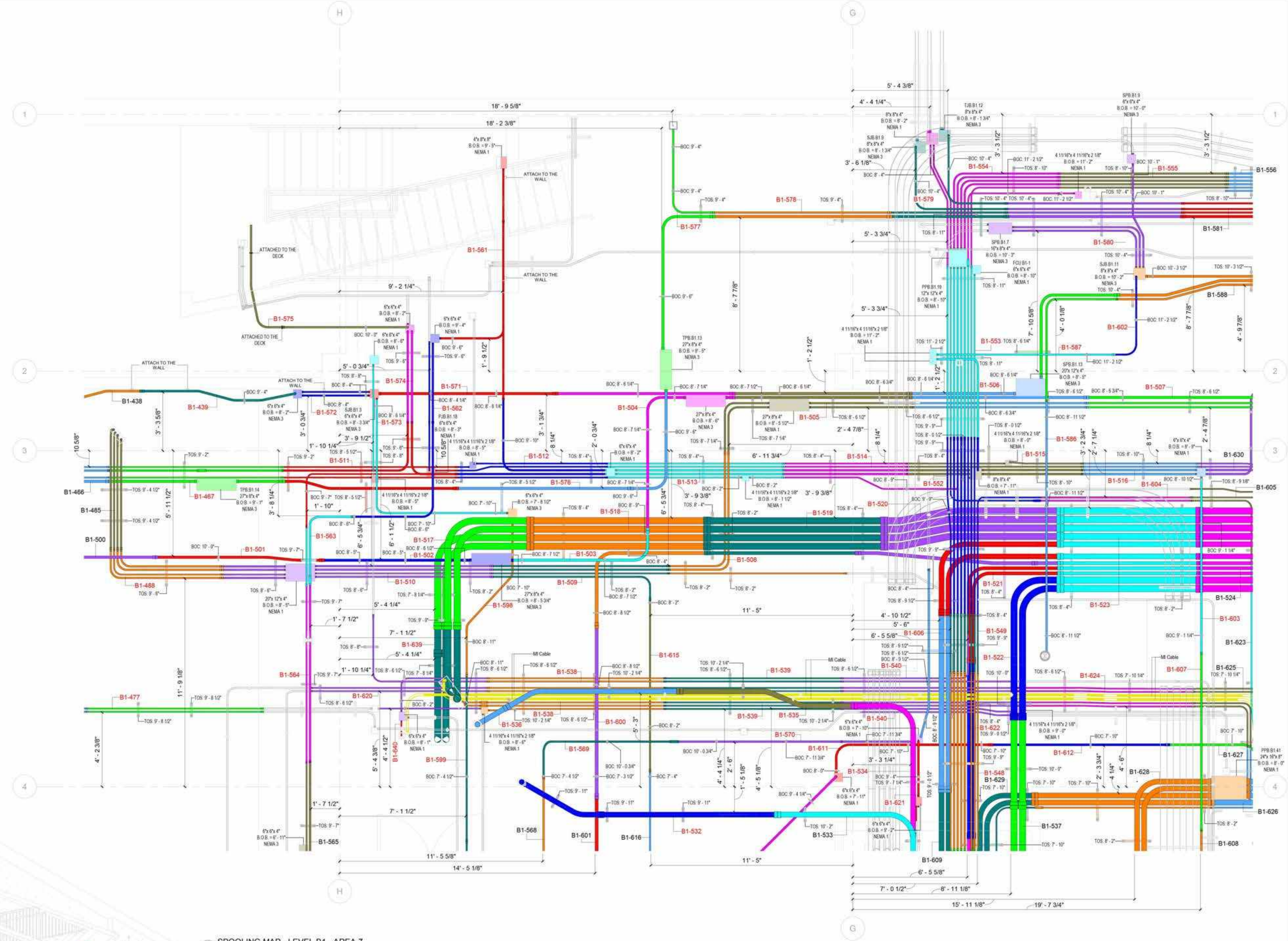
Revision	Description	Date
1	ISSUED FOR CONSTRUCTION	12/21/2022

Project	Author	Checker
22-063		

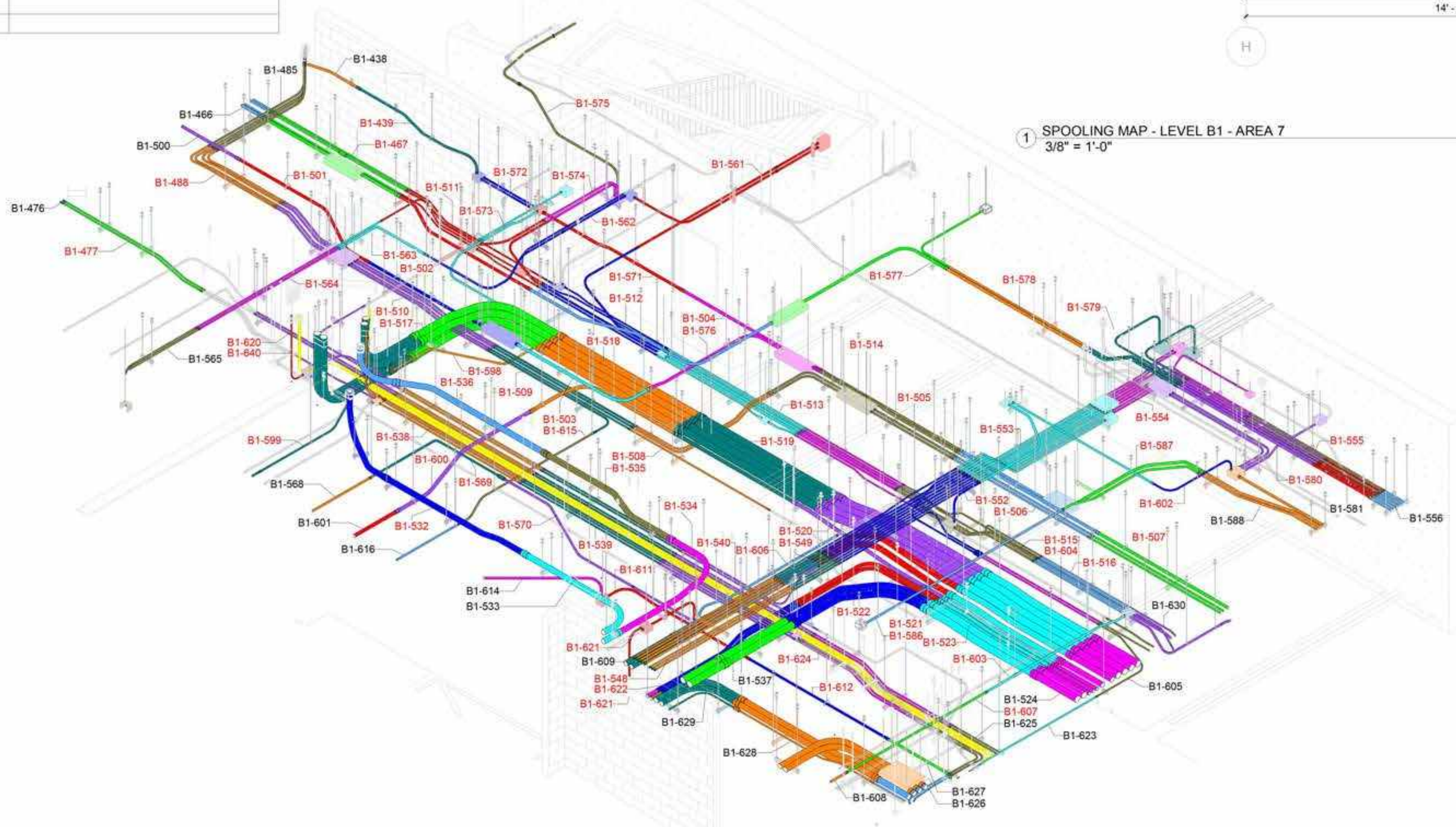
TEL/FA
CONDUITS
LAYOUT

ASSEMBLY SCHEDULE LEVEL B1 AREA 7

ASSEMBLY NUMBER	ASSEMBLED	INSTALLED	COMMENT
B1-439			
B1-467			
B1-477			
B1-488			
B1-501			
B1-502			
B1-503			
B1-504			
B1-505			
B1-506			
B1-507			
B1-508			
B1-509			
B1-510			
B1-511			
B1-512			
B1-513			
B1-514			
B1-515			
B1-516			
B1-517			
B1-518			
B1-519			
B1-520			
B1-521			
B1-522			
B1-523			
B1-532			
B1-534			
B1-535			
B1-536			
B1-538			
B1-539			
B1-540			
B1-548			
B1-549			
B1-552			
B1-553			
B1-554			
B1-555			
B1-561			
B1-562			
B1-563			
B1-564			
B1-569			
B1-570			
B1-571			
B1-572			
B1-573			
B1-574			
B1-575			
B1-576			
B1-577			
B1-578			
B1-579			
B1-580			
B1-586			
B1-587			
B1-598			
B1-599			
B1-600			
B1-602			
B1-603			
B1-604			
B1-606			
B1-607			
B1-611			
B1-612			
B1-615			
B1-620			
B1-621			
B1-622			
B1-624			
B1-639			
B1-640			
TOTAL: 75			



1 SPOOLING MAP - LEVEL B1 - AREA 7
3/8" = 1'-0"



2 SPOOLING MAP LEVEL B1 AREA 7



KEY PLAN:

10	7	4	1
11	8	5	2
12	9	6	3

AREA 7

CONDUIT TYPE COLOR LEGEND



GENERAL NOTES:

- TOS: X' - X" = TOP OF STRUT ABOVE LEVEL.
- BOC: X' - X" = BOTTOM OF CONDUITS ABOVE LEVEL.
- BOB: X' - X" = BOTTOM OF JUNCTION BOX ABOVE LEVEL.

Revision	Description	Date
1	ISSUED FOR CONSTRUCTION	01/13/2023

Project	22063
Author	
Checker	
SPOOLING MAP LEVEL B1 AREA 7	
E1.00B.SP-7	

AREA 7 LEVEL B1 TOTAL CONDUIT LENGTH

Trade Size	Length	Conduit Type
3/4"	792' - 1 1/8"	Allied EG Galv Steel EMT Electrical Metallic Tubing PExPE
1"	546' - 5 1/4"	Allied EG Galv Steel EMT Electrical Metallic Tubing PExPE
1 1/4"	29' - 4 1/2"	Allied EG Galv Steel EMT Electrical Metallic Tubing PExPE
1 1/2"	183' - 9 5/8"	Allied EG Galv Steel EMT Electrical Metallic Tubing PExPE
2"	102' - 11 7/8"	Allied EG Galv Steel EMT Electrical Metallic Tubing PExPE
3"	108' - 3 7/8"	Allied EG Galv Steel EMT Electrical Metallic Tubing PExPE
4"	260' - 0 1/4"	Allied EG Galv Steel EMT Electrical Metallic Tubing PExPE
1"	288' - 0"	Allied EG Galv Steel GRC Rigid Conduit MPTxMPT

AREA 7 LEVEL B1 CONDUIT FITTING SCHEDULE

Qty.	Size	Product Description
16	1 1/2"Ø-1 1/2"Ø	Allied EG Galv Steel EMT Set Screw Cplng SetScrewxSetScrew
3	1 1/4"Ø-1 1/4"Ø	Allied EG Galv Steel EMT Set Screw Cplng SetScrewxSetScrew
47	1"Ø-1"Ø	Allied EG Galv Steel EMT Set Screw Cplng SetScrewxSetScrew
12	2"Ø-2"Ø	Allied EG Galv Steel EMT Set Screw Cplng SetScrewxSetScrew
12	3"Ø-3"Ø	Allied EG Galv Steel EMT Set Screw Cplng SetScrewxSetScrew
78	3/4"Ø-3/4"Ø	Allied EG Galv Steel EMT Set Screw Cplng SetScrewxSetScrew
28	4"Ø-4"Ø	Allied EG Galv Steel EMT Set Screw Cplng SetScrewxSetScrew
25	1"Ø-1"Ø	Allied EG Galv Steel RMC Coupling FPTxFPT
3	1"Ø-1"Ø	C-CONDULET
5	3/4"Ø-3/4"Ø	C-CONDULET
11	1 1/2"Ø-1 1/2"Ø	Raco EMT Connector KOxSetScrew
3	1 1/4"Ø-1 1/4"Ø	Raco EMT Connector KOxSetScrew
63	1"Ø-1"Ø	Raco EMT Connector KOxSetScrew
3	2"Ø-2"Ø	Raco EMT Connector KOxSetScrew
30	3/4"Ø-3/4"Ø	Raco EMT Connector KOxSetScrew

AREA 7 LEVEL B1 CADDY CLIP SCHEDULE

Qty.	Product Description
2	Caddy (Erico) Mini Clip

AREA 7 LEVEL B1 J-BOX SCHEDULE

Q-ty	LENGTH	WIDTH	HEIGHT
1	2 1/8"	4 11/16"	4 11/16"
1	4"	8"	8"
9	4 11/16"	4 11/16"	2 1/8"
14	6"	6"	4"
4	8"	8"	4"
1	12"	12"	4"
1	16"	8"	4"
2	20"	12"	4"
5	27"	8"	4"

AREA 7 LEVEL B1 LENGTH OF ROD TRAPEZE SCHEDULE

Product Discription	TOTAL ROD LENGTH	DIAMETER	LEVEL	AREA
SINGLE TIER TRAPEZE	688' - 3 1/2"	3/8"	LEVEL B1	AREA 7
SINGLE TIER TRAPEZE	100' - 10 1/8"	1/2"	LEVEL B1	AREA 7

AREA 7 LEVEL B1 LENGTH OF ROD CADDY CLIP SCHEDULE

Product Description	TOTAL ROD LENGTH	DIAMETER	LEVEL	AREA
Caddy (Erico) Mini Clip with 3/8" Rod	328' - 11 1/2"	3/8"	LEVEL B1	AREA 7

AREA 7 LEVEL B1 LENGTH OF ROD J-BOX SCHEDULE

Product Description	TOTAL ROD LENGTH	DIAMETER	LEVEL	AREA
J-BOX	193' - 6"	3/8"	LEVEL B1	AREA 7

AREA 7 LEVEL B1 LENGTH OF STRUT SCHEDULE

STRUT TYPE	STRUT LENGTH	LEVEL	AREA
UNISTRUT 1 5/8"	2' - 2"	LEVEL B1	AREA 7
UNISTRUT 7/8"	0' - 6"	LEVEL B1	AREA 7

AREA 7 LEVEL B1 LENGTH OF TRAPEZE STRUT SCHEDULE

Product Discription	STRUT TYPE	STRUT LENGTH	LEVEL	AREA
SINGLE TIER TRAPEZE	UNISTRUT 1 5/8 UP	146' - 3"	LEVEL B1	AREA 7



201 Spear Street
Suite 1750
San Francisco, CA 94105
www.vec-us.com

Sheet Title
BILL OF MATERIALS LEVEL B1 AREA 7

Project No.: 22-003

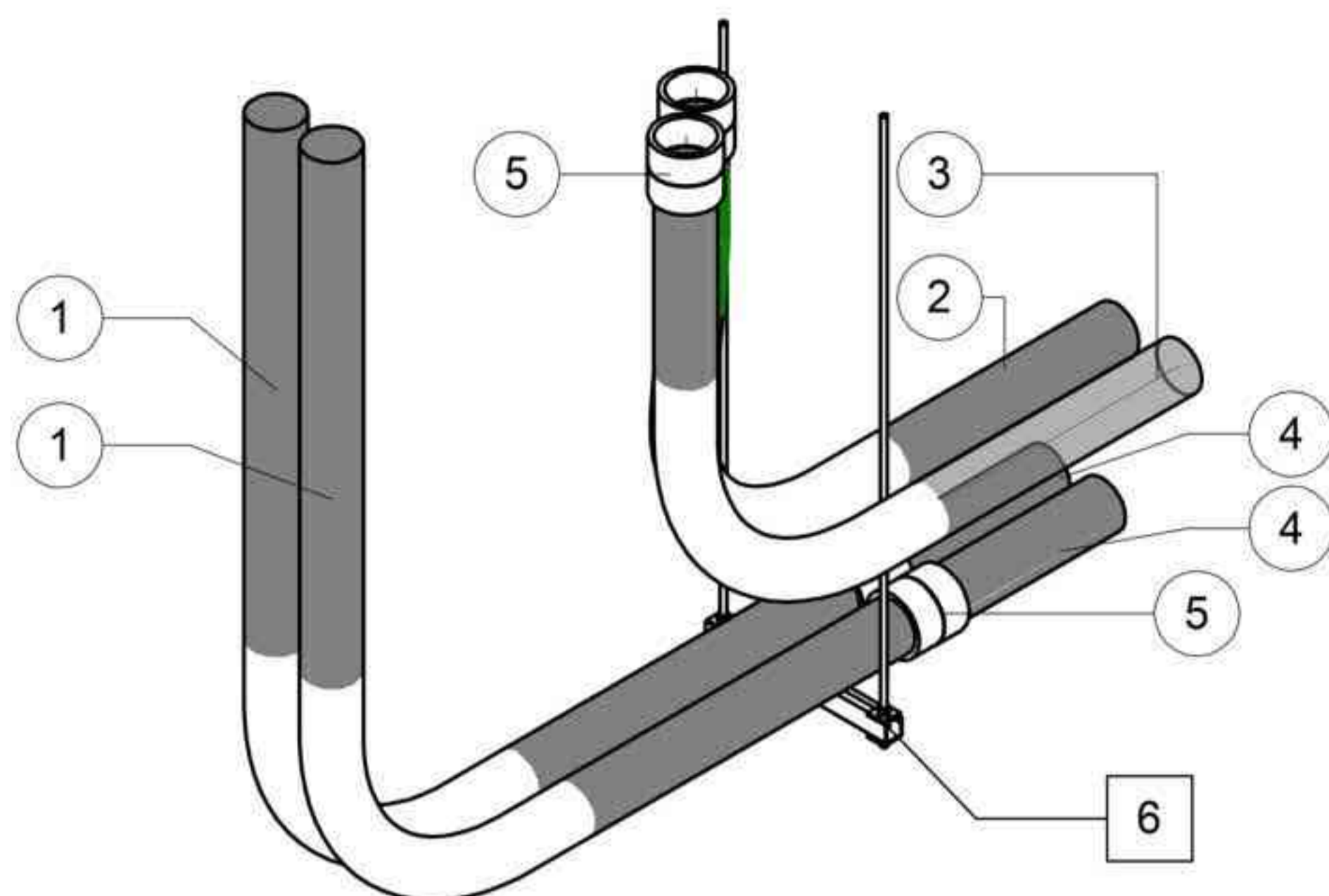
Drawn By: Author

Checked By: Checker

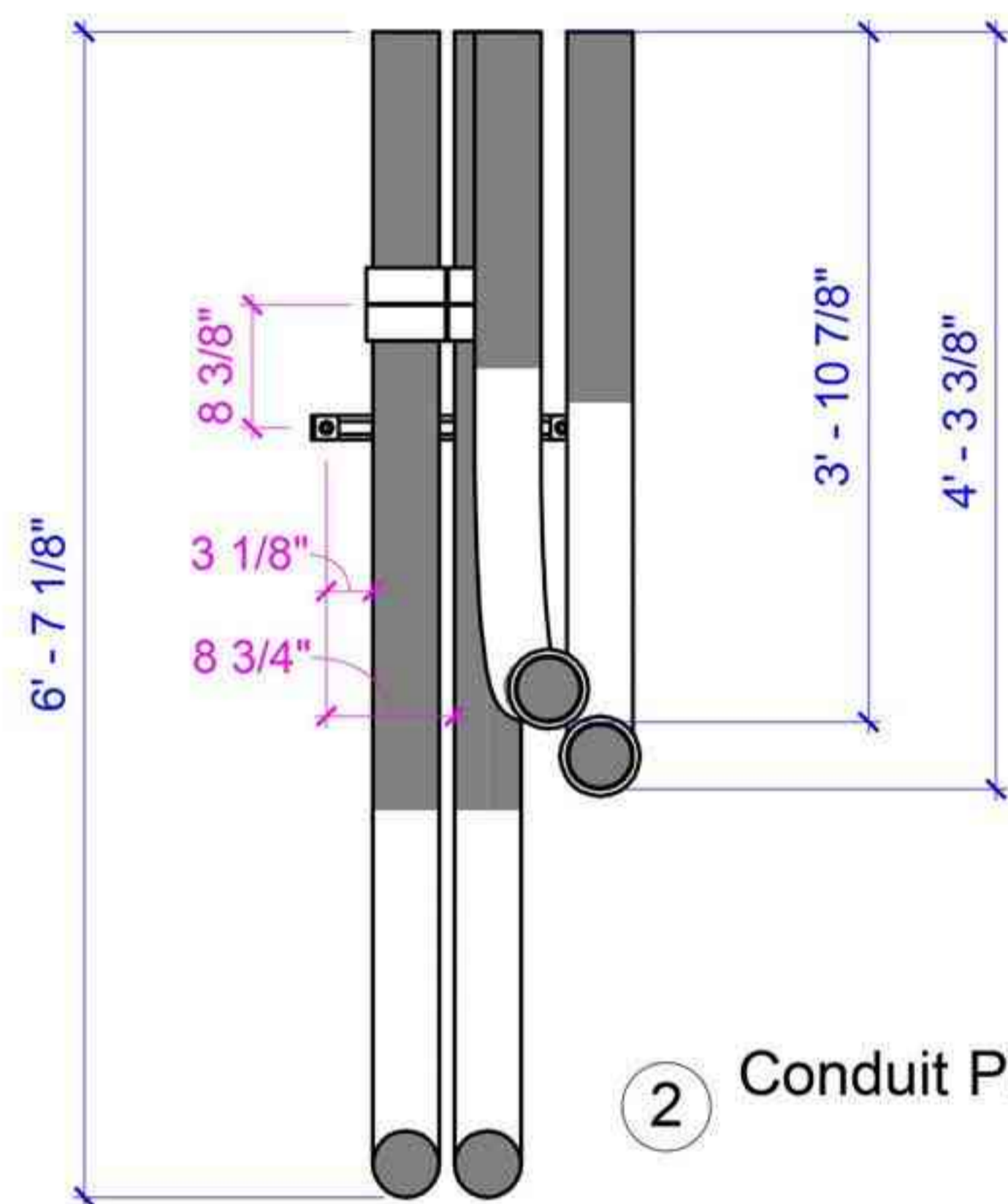
ISSUE: 1/13/2023 9:54:19 PM

Sheet No.

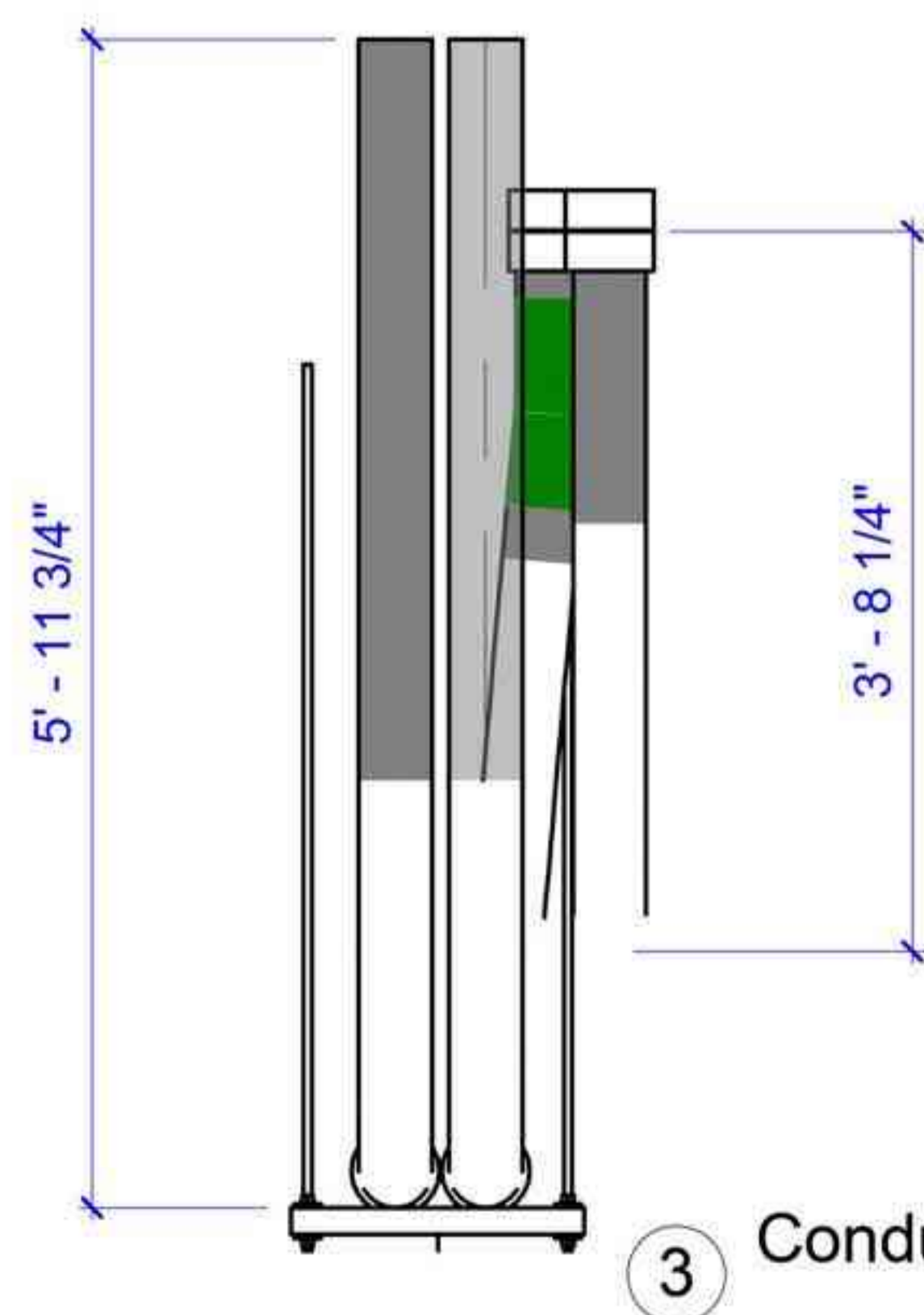
BOM.B1.7



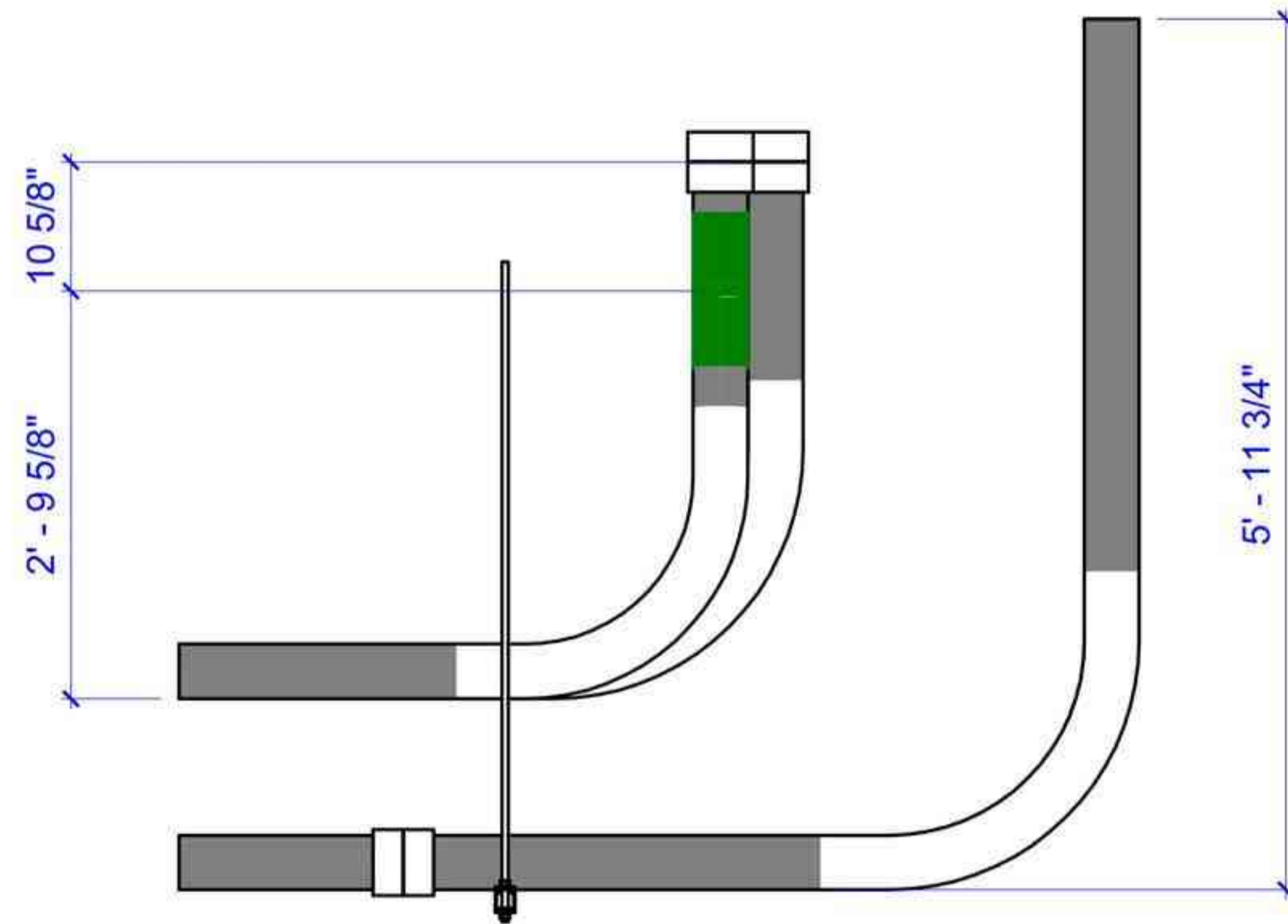
1 Conduit ISO View



2 Conduit Plan View



3 Conduit Elevation View



4 Conduit Elevation View

B1-639-Spool_Conduit Run Bended Schedule

Piece #	Qty.	Trade Size	Length	Type
1	2	4"	10' - 0"	Allied EG Galv Steel EMT Electrical Metallic Tubing PExPE
2	1	4"	6' - 7 3/4"	Allied EG Galv Steel EMT Electrical Metallic Tubing PExPE
3	1	4"	6' - 11 1/4"	Allied EG Galv Steel EMT Electrical Metallic Tubing PExPE
4	2	4"	1' - 6 1/2"	Allied EG Galv Steel EMT Electrical Metallic Tubing PExPE







B1-639-Spool_Conduit Fitting Schedule

Piece #	Qty.	Size	Product Description
5	4	4"ø-4"ø	Allied EG Galv Steel EMT Set Screw Cplng SetScrewxSetScrew

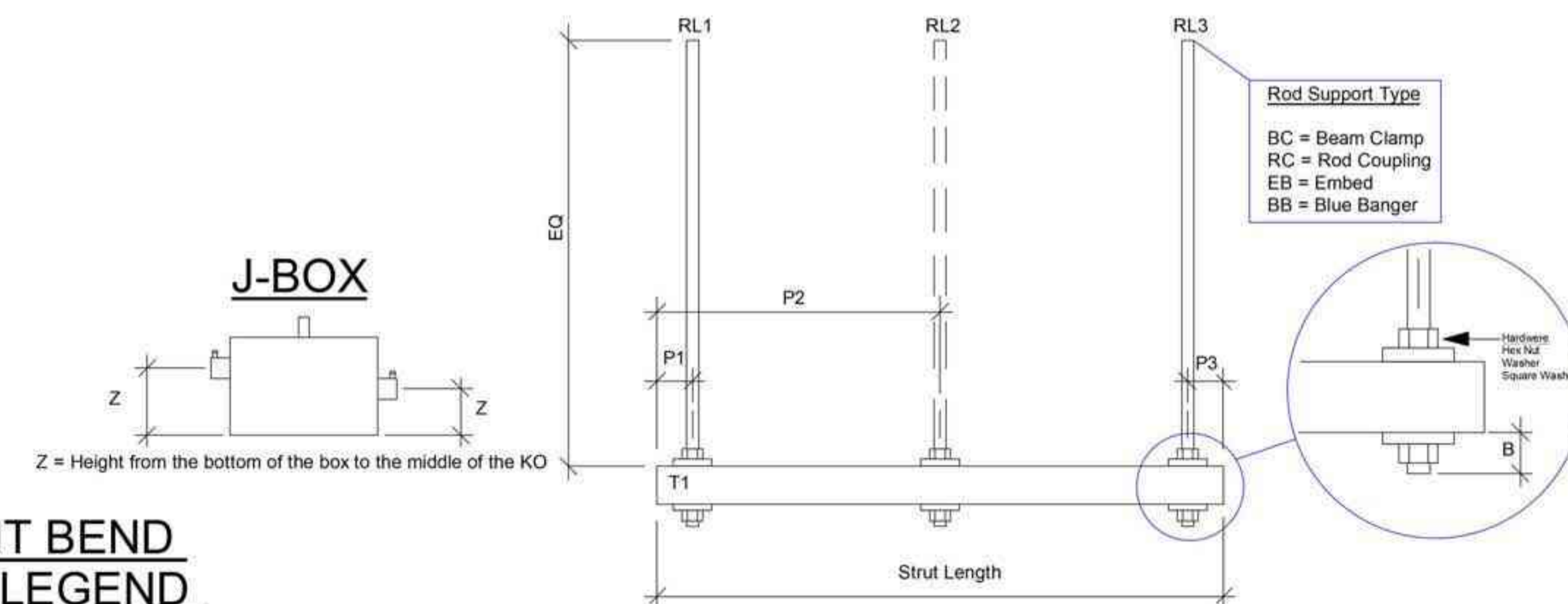
B1-639-Spool_Single Tier Trapeze

Piece #	Qty.	1 Tier			Rod Length			Rod Position				Mounting Height
		Strut Length	Strut Type	Rod Diameter	RL1+	RL2+	RL3+	P1	P2	P3	B	
6	1	1' - 6"	UNISTRUT 1 5/8 UP	1/2"	64 1/2"		64 1/2"	1"	0"	1"	0' - 1"	7' - 8 1/4"

CONDUIT BEND COLOR LEGEND

-  5° BEND
-  11.25° BEND
-  15° BEND
-  22.50° BEND
-  30° BEND
-  45° BEND

SINGLE TIER TRAPEZE



201 Spear Street
Suite 1750
San Francisco, CA 94105
www.vec-us.com

Sheet Title

B1-639

Project No.: 22-003

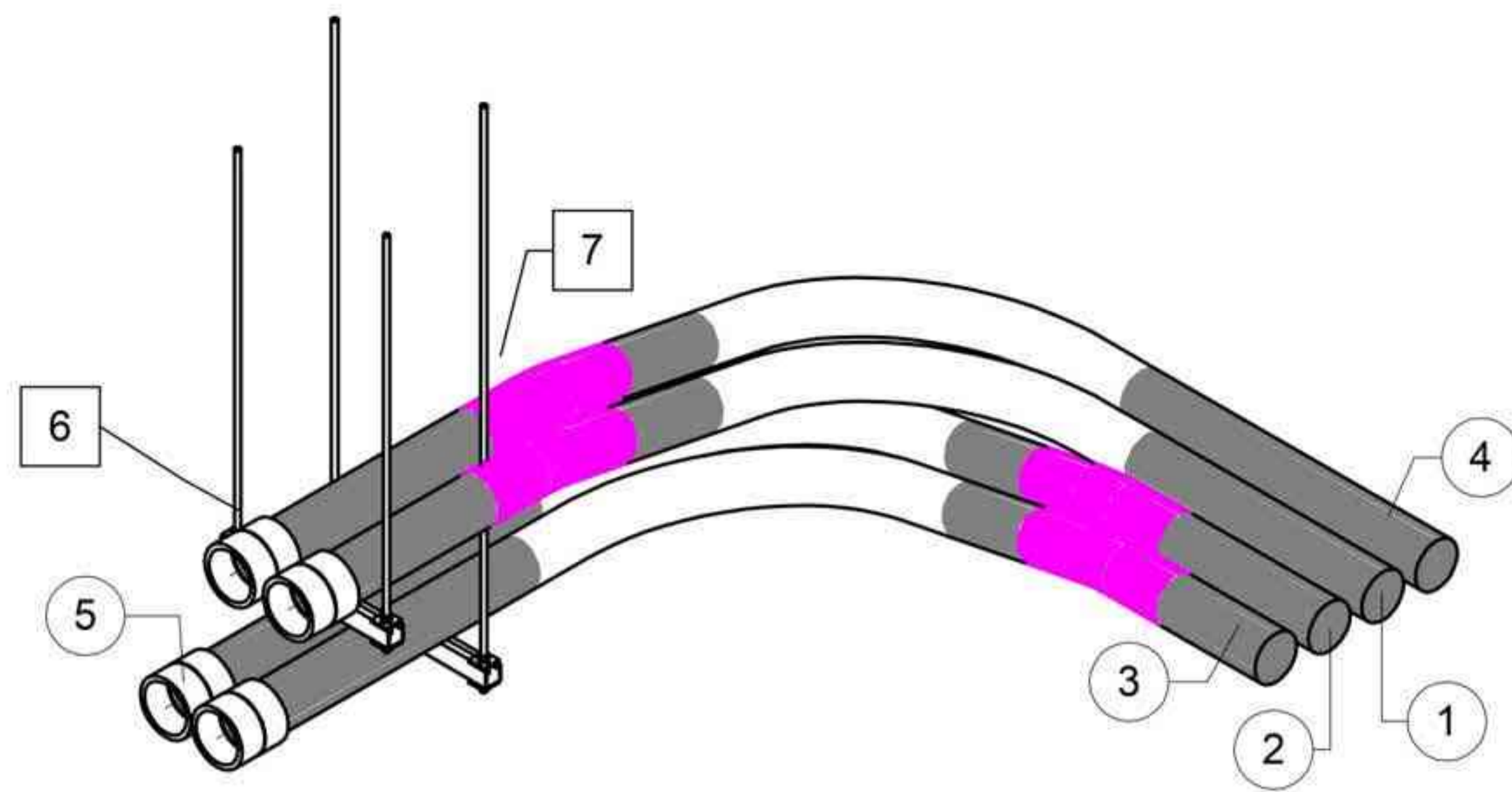
Drawn By: Author

Checked By: Checker

ISSUE: 3/14/2023 18:33:38

Sheet No.

B1-639



1 Conduit ISO View

B1-517-Spool_Conduit Run Bended Schedule

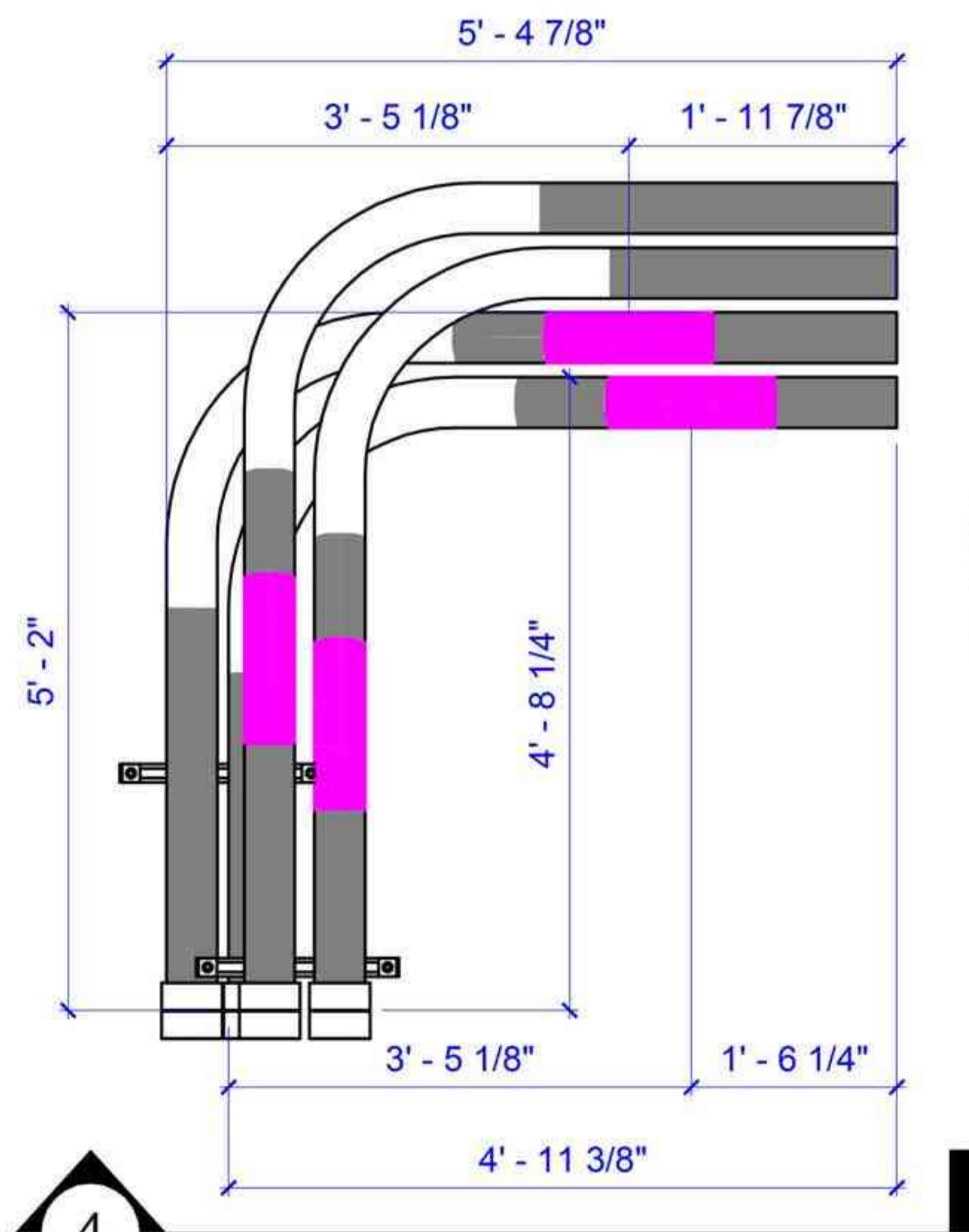
Piece #	Qty.	Trade Size	Length	Type
1	1	4"	9' - 0"	Allied EG Galv Steel EMT Electrical Metallic Tubing PExPE
2	1	4"	9' - 7 3/8"	Allied EG Galv Steel EMT Electrical Metallic Tubing PExPE
3	1	4"	8' - 8 1/8"	Allied EG Galv Steel EMT Electrical Metallic Tubing PExPE
4	1	4"	10' - 0"	Allied EG Galv Steel EMT Electrical Metallic Tubing PExPE

B1-517-Spool_Conduit Fitting Schedule

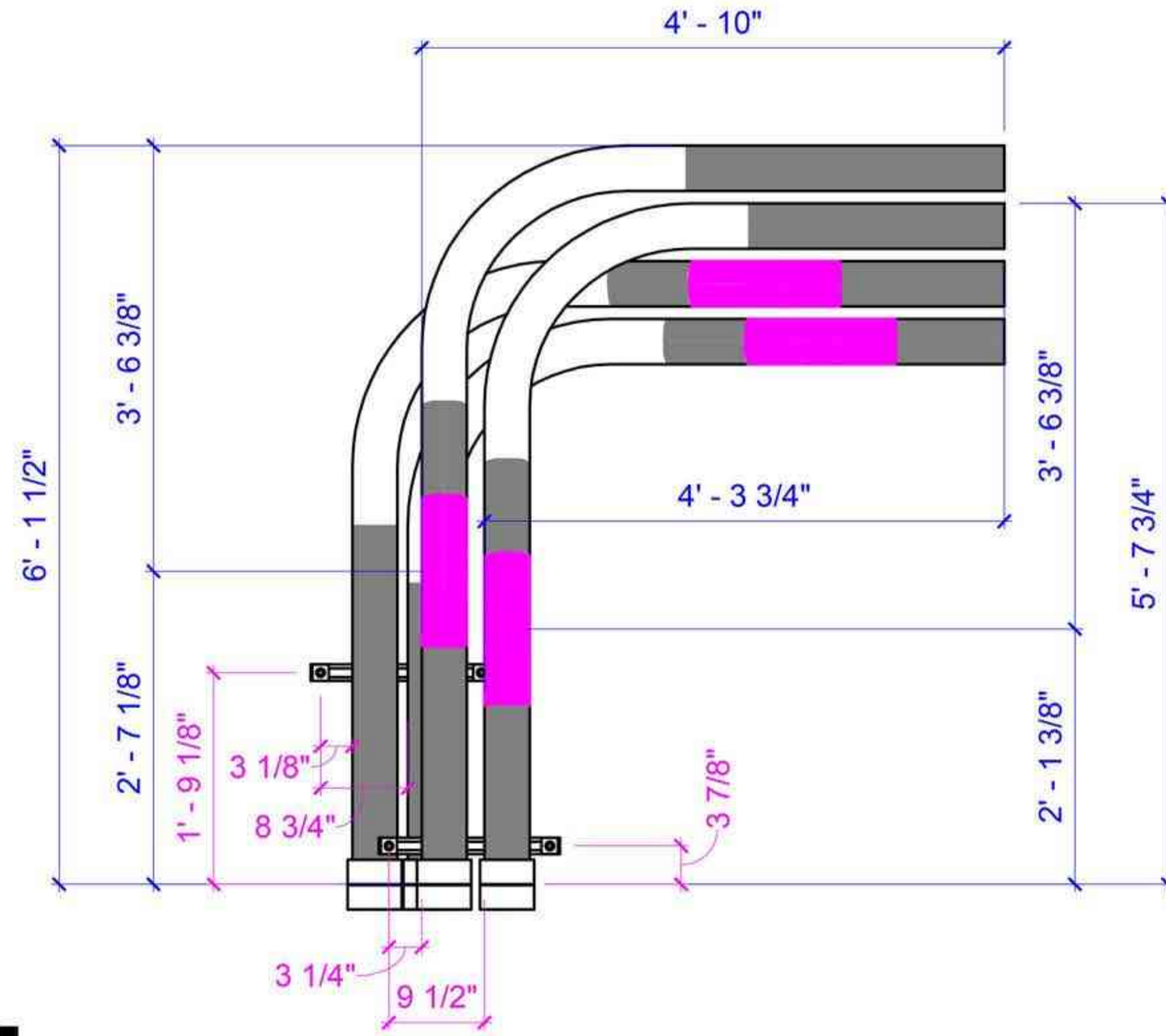
Piece #	Qty.	Size	Product Description
5	4	4"ø-4"ø	Allied EG Galv Steel EMT Set Screw Cplng SetScrewxSetScrew

B1-517-Spool_Single Tier Trapeze

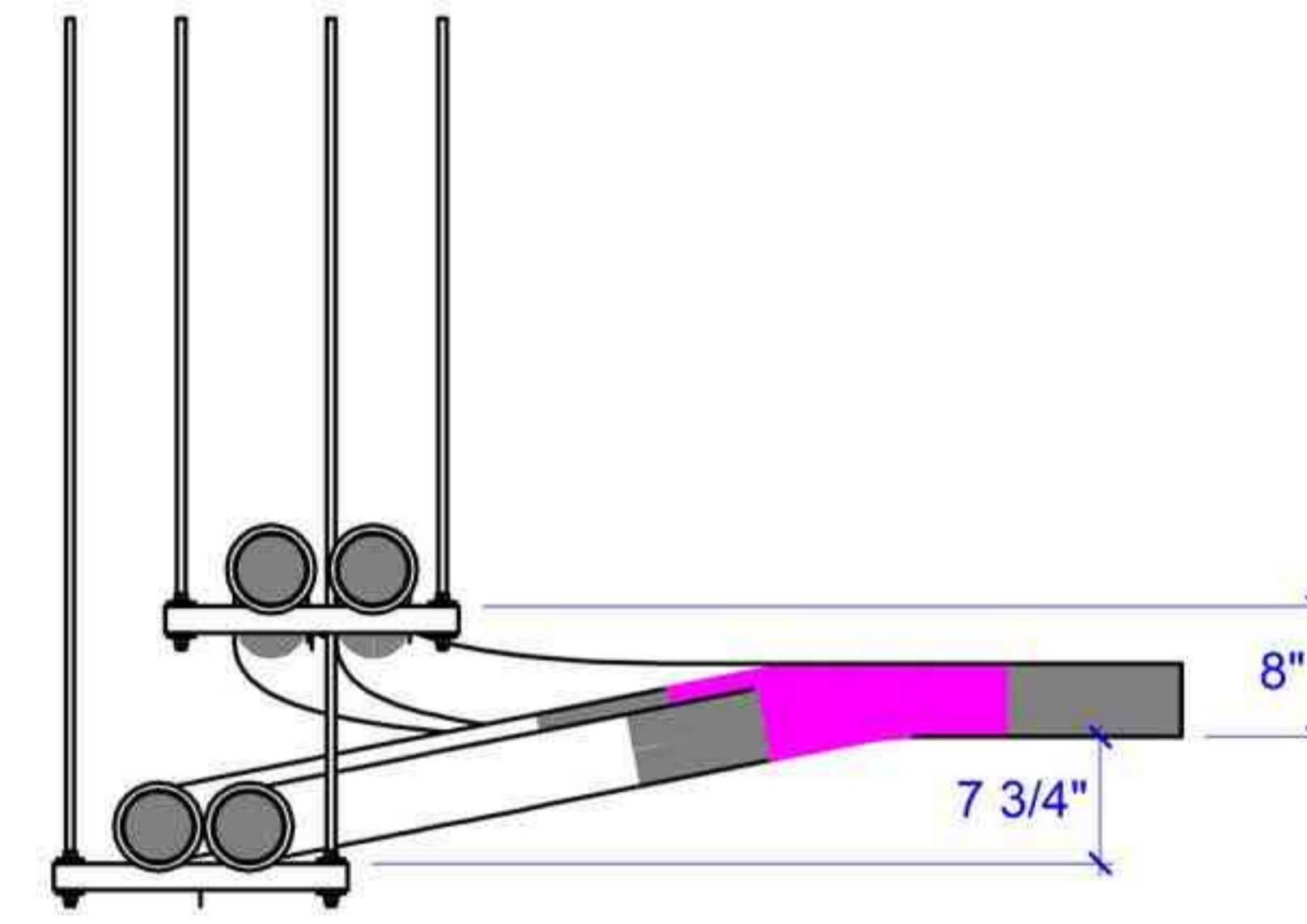
Piece #	Qty.	1 Tier			Rod Length			Rod Position				Mounting Height
		Strut Length	Strut Type	Rod Diameter	RL1+	RL2+	RL3+	P1	P2	P3	B	
6	1	1' - 6"	UNISTRUT 1 5/8 UP	1/2"	48 3/4"		48 3/4"	1"	0"	1"	0' - 1"	9' - 0"
7	1	1' - 6"	UNISTRUT 1 5/8 UP	1/2"	64 1/2"		64 1/2"	1"	0"	1"	0' - 1"	7' - 8 1/4"



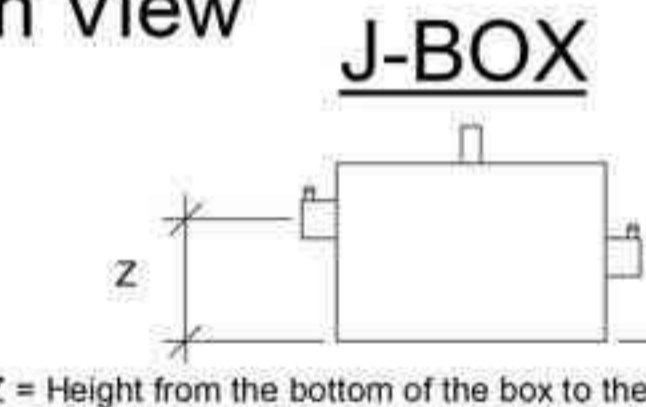
2 Conduit Plan View



3 Conduit Plan View



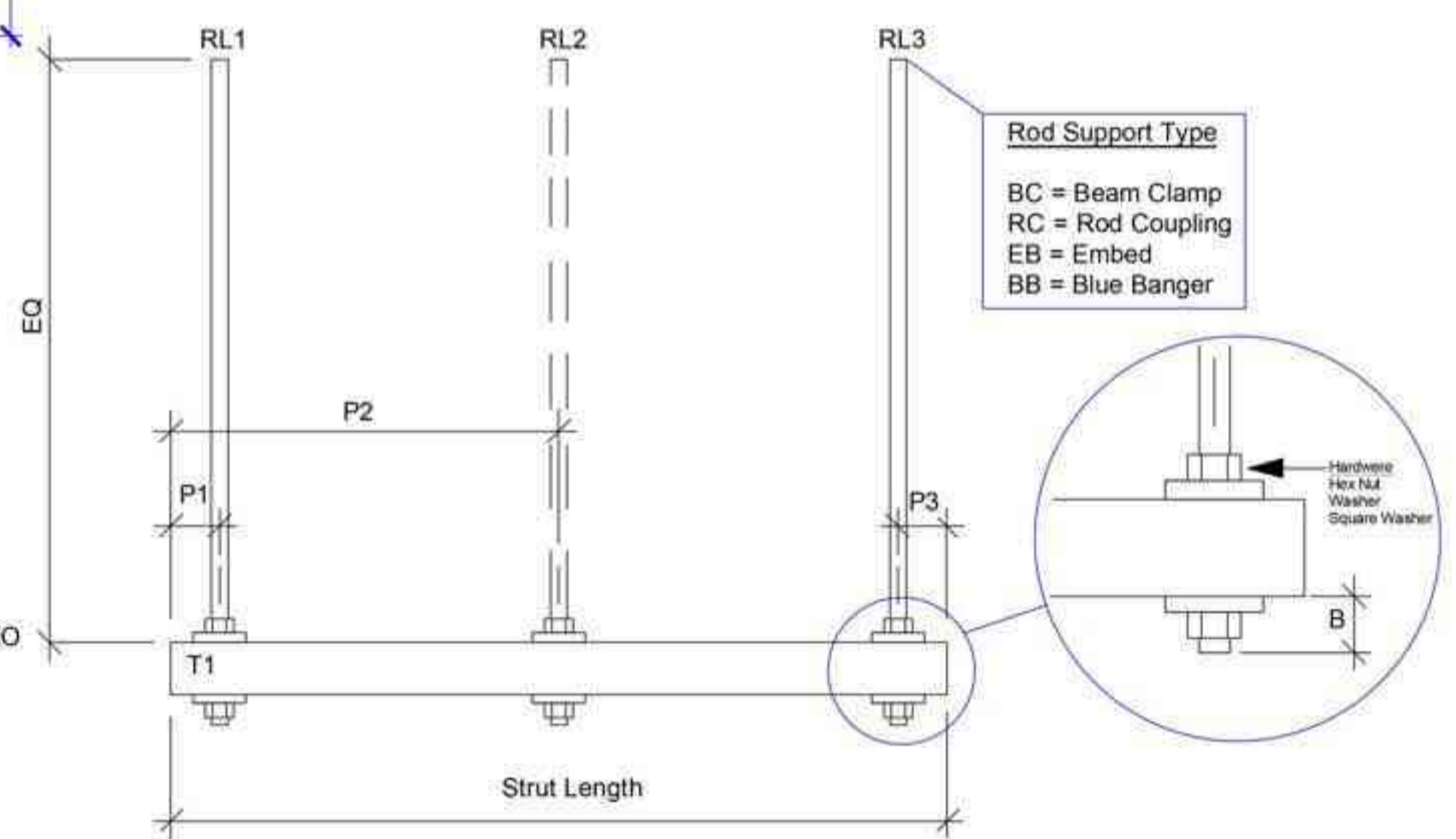
4 Conduit Elevation View



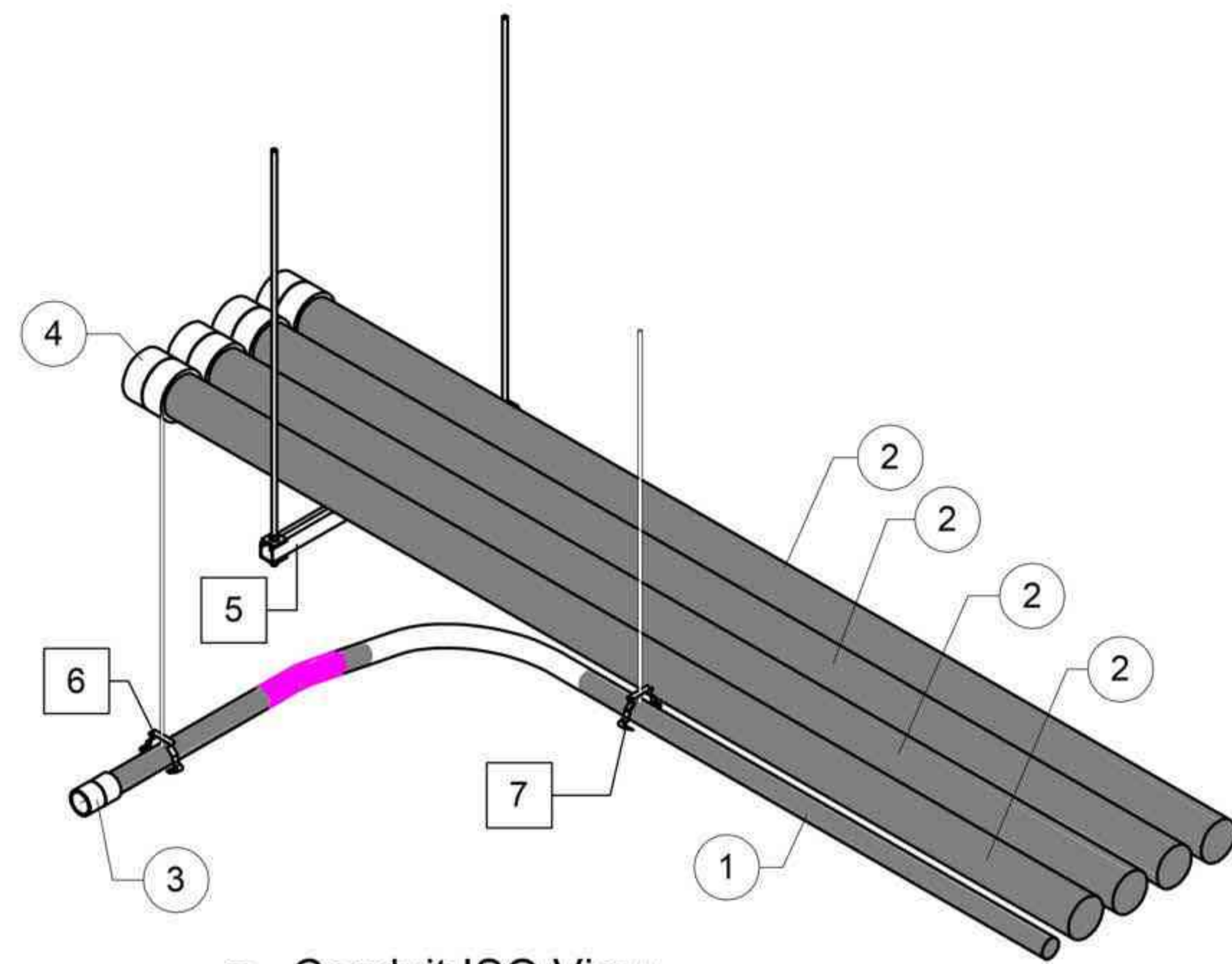
CONDUIT BEND COLOR LEGEND

- 5° BEND
- 11.25° BEND
- 15° BEND
- 22.50° BEND
- 30° BEND
- 45° BEND

SINGLE TIER TRAPEZE



	201 Spear Street Suite 1750 San Francisco, CA 94105 www.vec-us.com	Sheet Title	B1-517
		Project No.:	22-003
Drawn By:	Author	Sheet No.:	B1-517
Checked By:	Checker	ISSUE:	1/13/2023 8:49:36 PM



1 Conduit ISO View

B1-518-Spool_Conduit Run Bended Schedule				
Piece #	Qty.	Trade Size	Length	Type
1	1	2"	10' - 0"	Allied EG Galv Steel EMT Electrical Metallic Tubing PEXPE

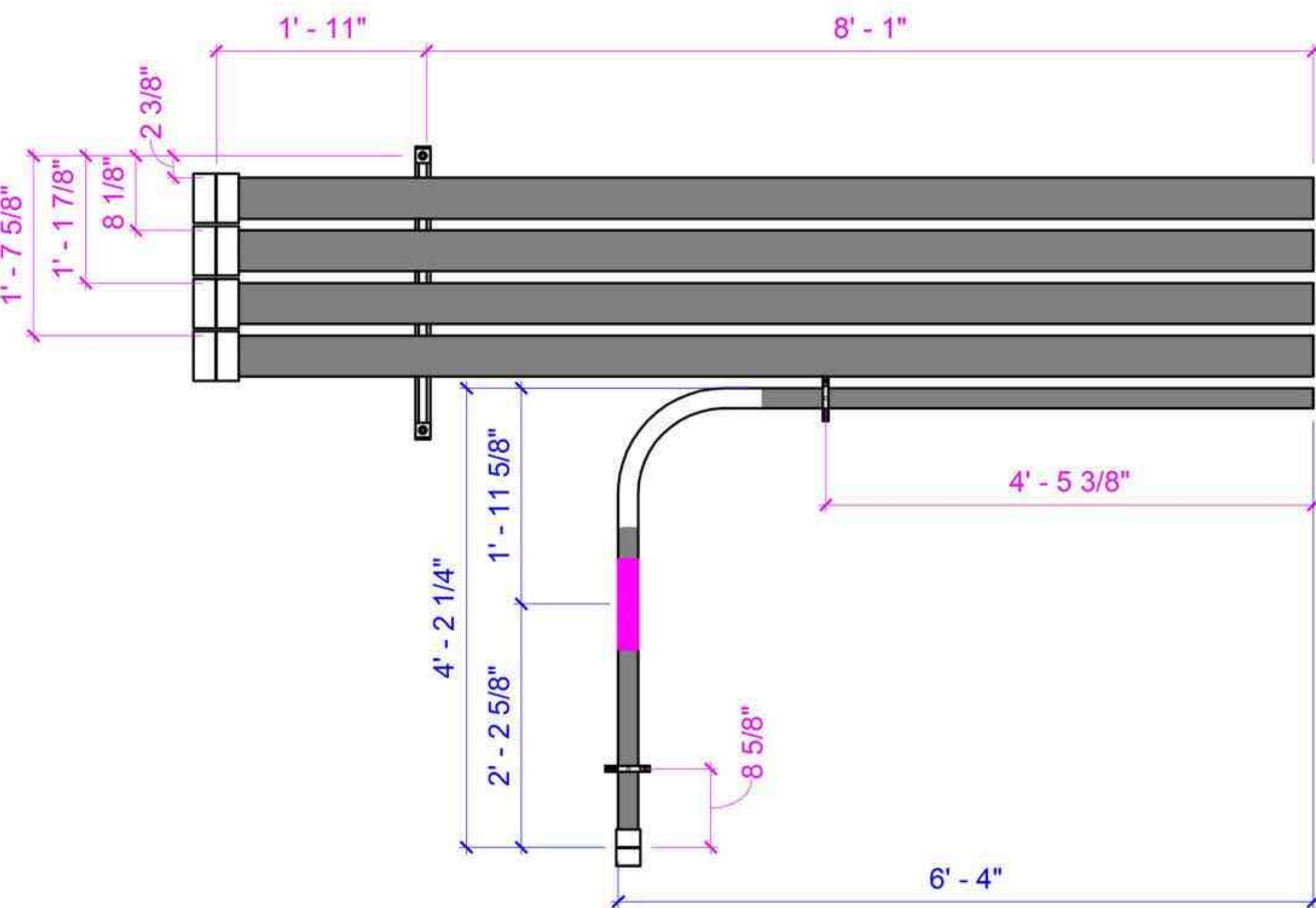
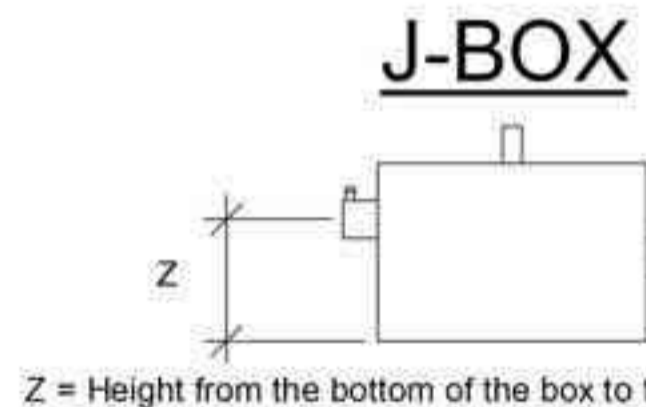
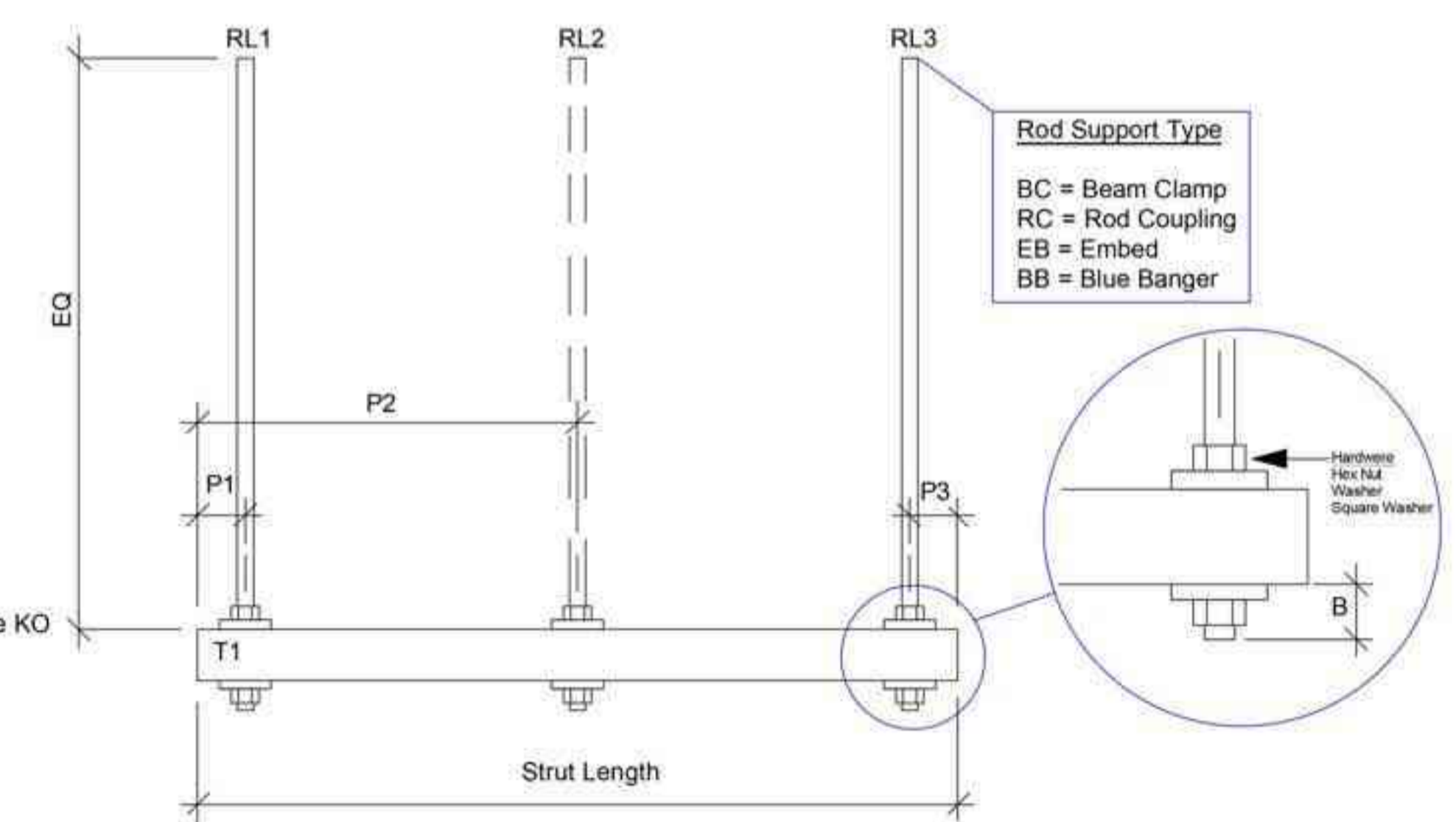
B1-518-Spool_Straight Pieces Conduit Schedule				
Piece #	Qty.	Size	Length	Product Description
2	4	4"	10' - 0"	Allied EG Galv Steel EMT

B1-518-Spool_Conduit Fitting Schedule				
Piece #	Qty.	Size	Product Description	
3	1	2"ø-2"ø	Allied EG Galv Steel EMT Set Screw Cplng SetScrewxSetScrew	
4	4	4"ø-4"ø	Allied EG Galv Steel EMT Set Screw Cplng SetScrewxSetScrew	

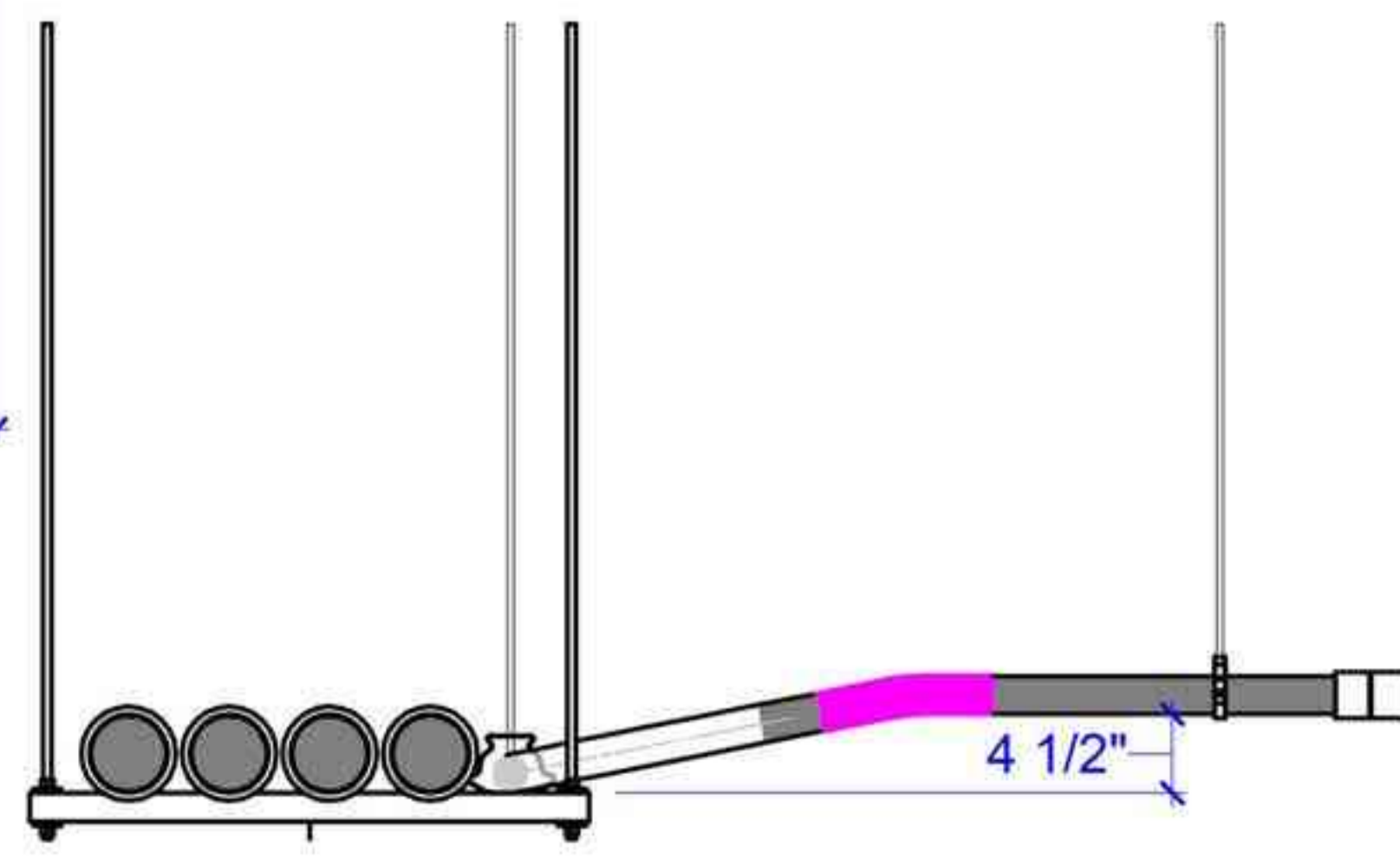
B1-518-Spool_Single Tier Trapeze												
Piece #	Qty.	1 Tier			Rod Length			Rod Position				Mounting Height
		Strut Length	Strut Type	Rod Diameter	RL1+	RL2+	RL3+	P1	P2	P3	B	
5	1	2' - 8"	UNISTRUT 1 5/8 UP	1/2"	56 3/4"		56 3/4"	1"	0"	1"	0' - 1"	8' - 4"

B1-518-Spool_Caddy Mini Clip with Rod Schedule				
Piece #	Qty.	Description	Rod Length+	Mounting Height
6	1	Caddy (Erico) Mini Clip with 3/8" Rod	3' - 11 7/8"	8' - 8 1/2"
7	1	Caddy (Erico) Mini Clip with 3/8" Rod	4' - 4 3/8"	8' - 4"

SINGLE TIER TRAPEZE



2 J-Box Plan View

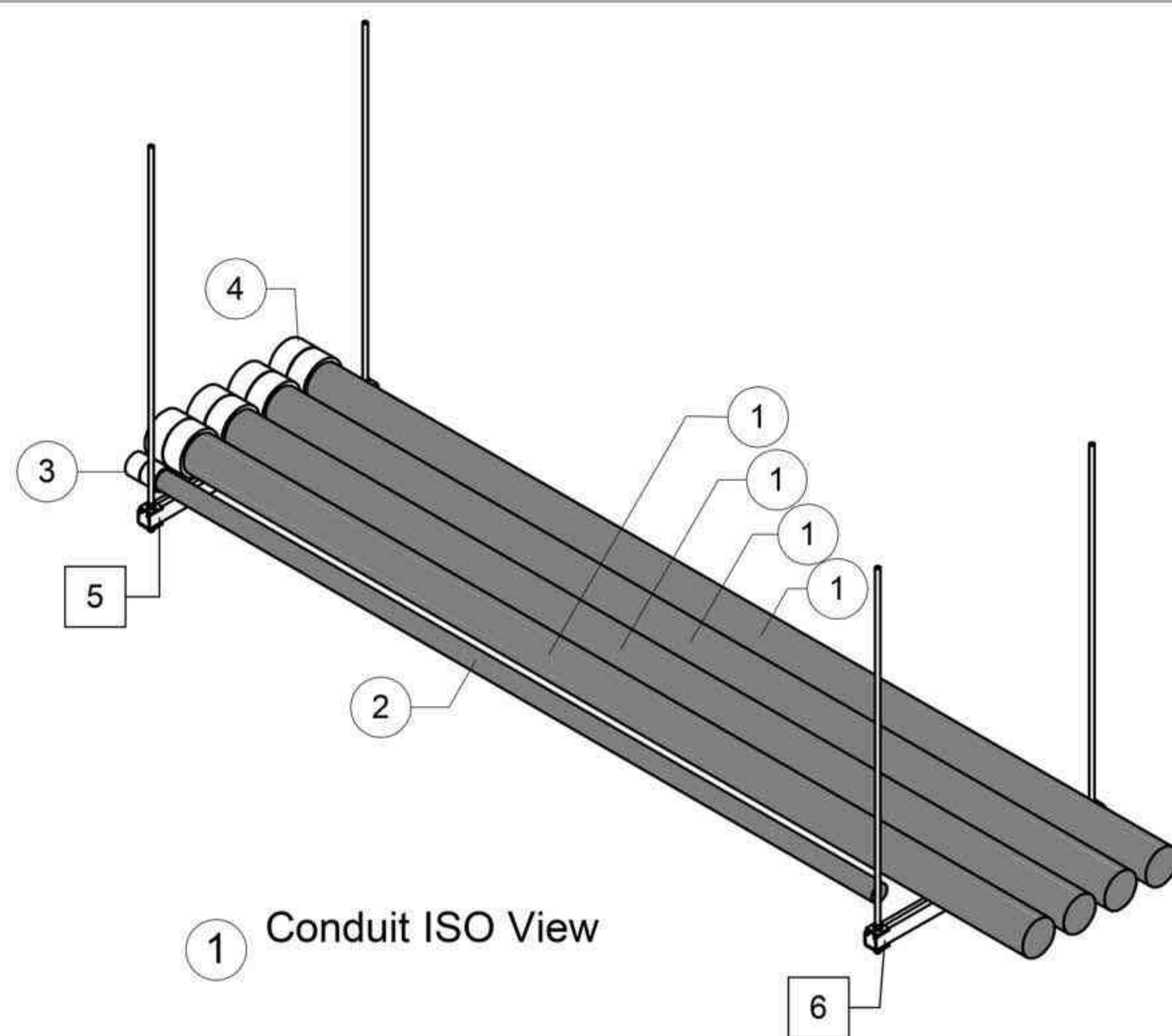


4 Conduit Elevation View

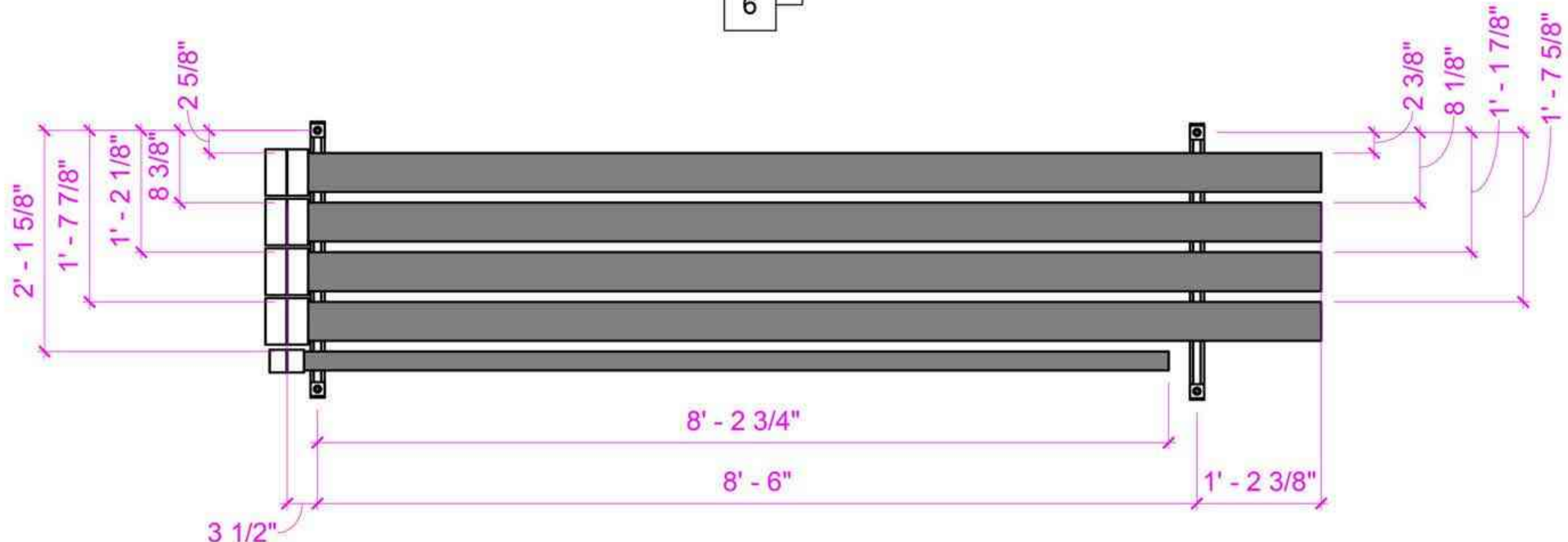
CONDUIT BEND COLOR LEGEND

- 5° BEND
- 11.25° BEND
- 15° BEND
- 22.50° BEND
- 30° BEND
- 45° BEND

<p>201 Spear Street Suite 1750 San Francisco, CA 94105 www.vec-us.com</p>	Sheet Title	B1-518
	Project No.: 22-003 Drawn By: Author Checked By: Checker ISSUE: 1/13/2023 9:21:02 PM	Sheet No.



1 Conduit ISO View



2 Conduit Plan View



B1-519-Spool_Straight Pieces Conduit Schedule

Piece #	Qty.	Size	Length	Product Description
1	4	4"	10' - 0"	Allied EG Galv Steel EMT
2	1	2"	8' - 6 1/4"	Allied EG Galv Steel EMT

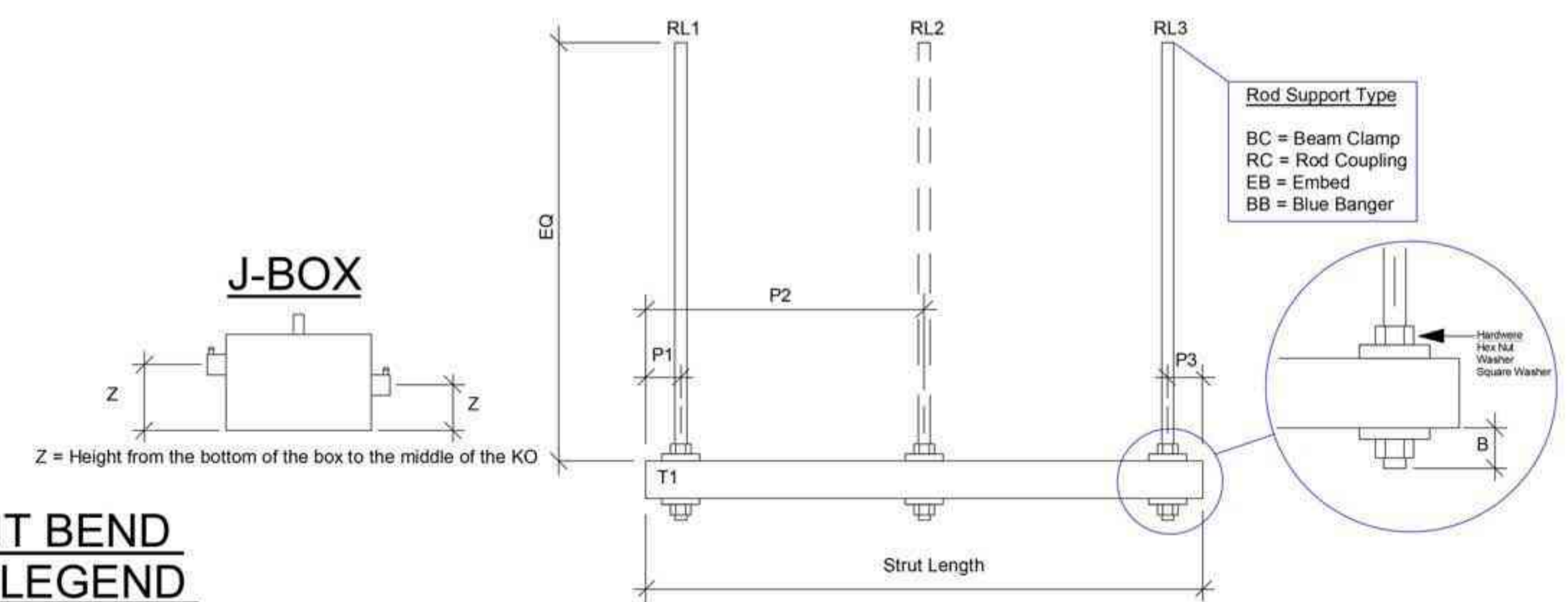
B1-519-Spool_Conduit Fitting Schedule

Piece #	Qty.	Size	Product Description
3	1	2"ø-2"ø	Allied EG Galv Steel EMT Set Screw Cplng SetScrewxSetScrew
4	4	4"ø-4"ø	Allied EG Galv Steel EMT Set Screw Cplng SetScrewxSetScrew

B1-519-Spool_Single Tier Trapeze

Piece #	Qty.	1 Tier			Rod Length			Rod Position				Mounting Height
		Strut Length	Strut Type	Rod Diameter	RL1+	RL2+	RL3+	P1	P2	P3	B	
5	1	2' - 8"	UNISTRUT 1 5/8 UP	1/2"	56 3/4"		56 3/4"	1"	0"	1"	0' - 1"	8' - 4"
6	1	2' - 8"	UNISTRUT 1 5/8 UP	1/2"	56 3/4"		56 3/4"	1"	0"	1"	0' - 1"	8' - 4"

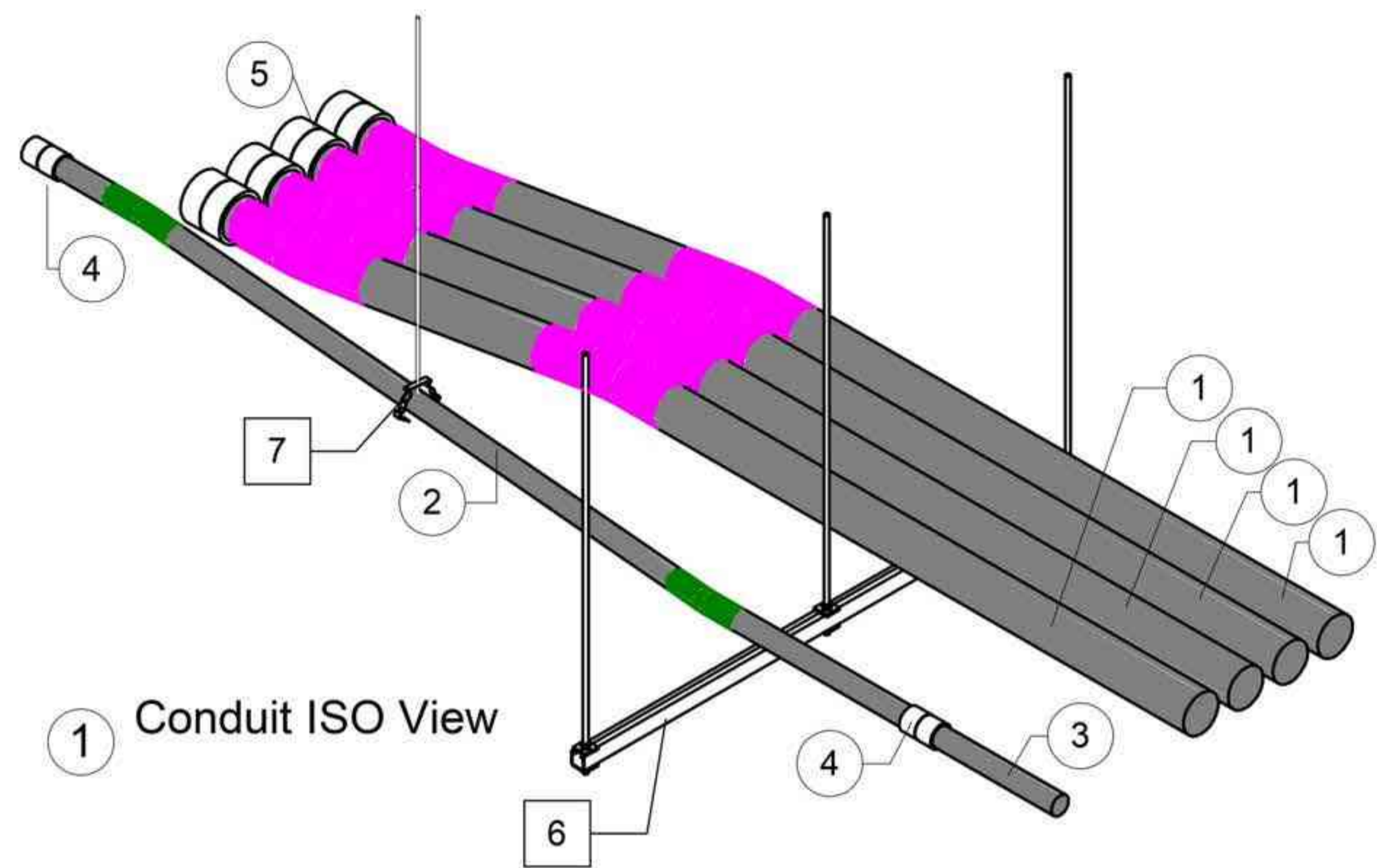
SINGLE TIER TRAPEZE



CONDUIT BEND COLOR LEGEND

- 5° BEND
- 11.25° BEND
- 15° BEND
- 22.50° BEND
- 30° BEND
- 45° BEND

	201 Spear Street Suite 1750 San Francisco, CA 94105 www.vec-us.com	Sheet Title	B1-519
		Project No.: 22-003	Sheet No.
Drawn By: Author		Checked By: Checker	
ISSUE: 1/13/2023 8:50:06 PM			



B1-520-Spool_Conduit Run Bended Schedule

Piece #	Qty.	Trade Size	Length	Type
1	4	4"	10' - 0"	Allied EG Galv Steel EMT Electrical Metallic Tubing PEXPE
2	1	2"	10' - 0"	Allied EG Galv Steel EMT Electrical Metallic Tubing PEXPE

B1-520-Spool_Straight Pieces Conduit Schedule

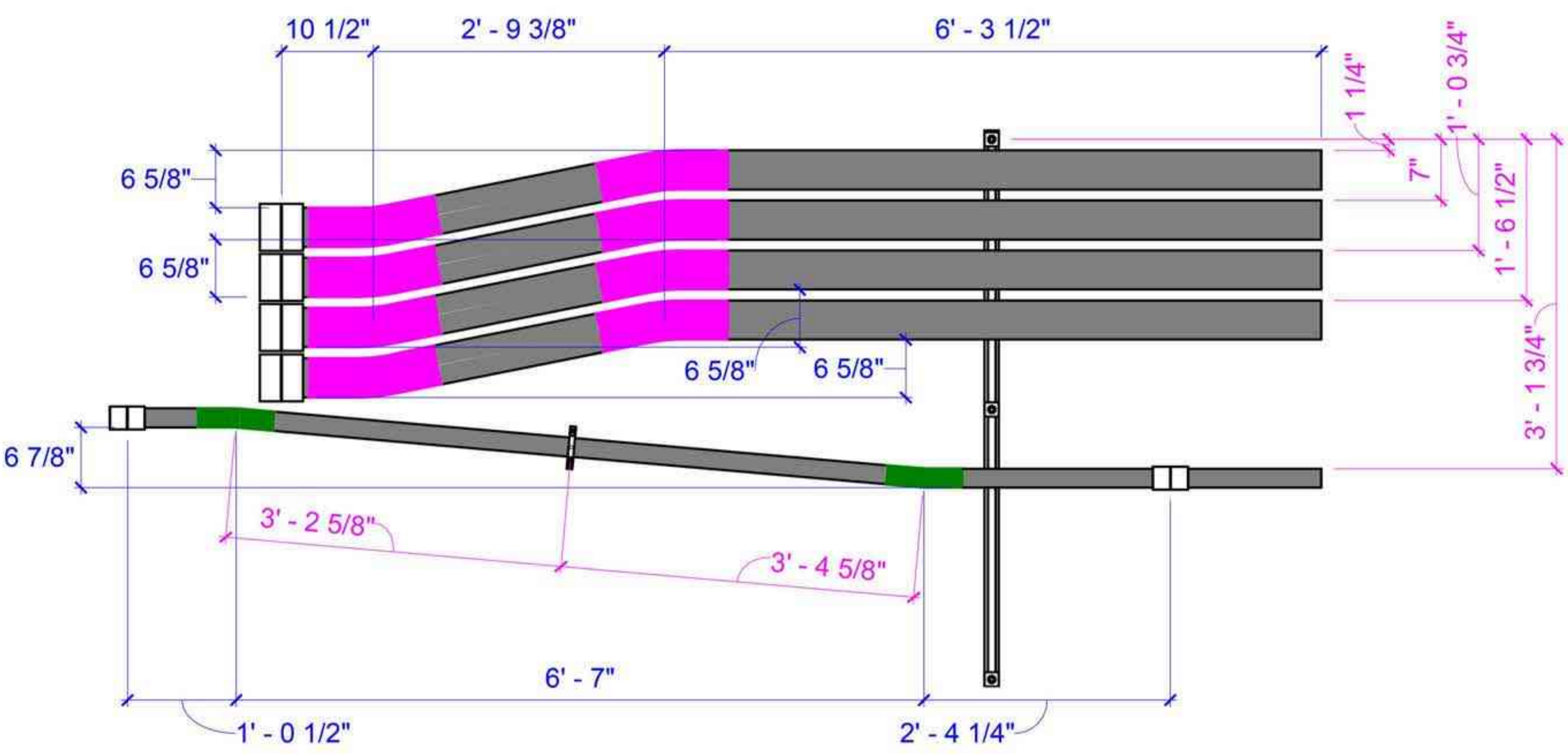
Piece #	Qty.	Size	Length	Product Description
3	1	2"	1' - 5 1/4"	Allied EG Galv Steel EMT

B1-520-Spool_Conduit Fitting Schedule

Piece #	Qty.	Size	Product Description
4	2	2"ø-2"ø	Allied EG Galv Steel EMT Set Screw Cplng SetScrewxSetScrew
5	4	4"ø-4"ø	Allied EG Galv Steel EMT Set Screw Cplng SetScrewxSetScrew

B1-520-Spool_Single Tier Trapeze

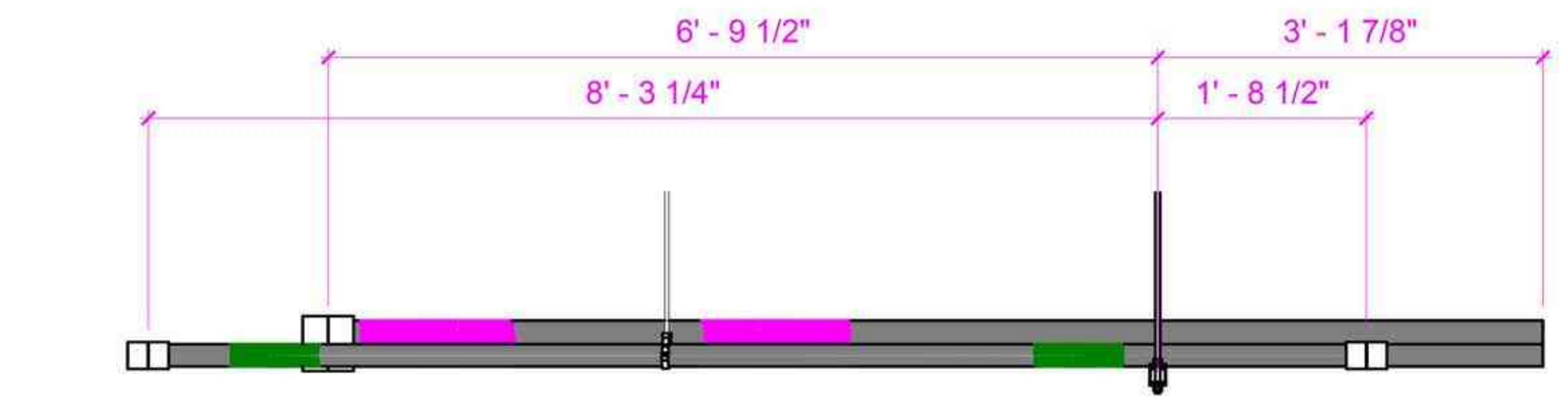
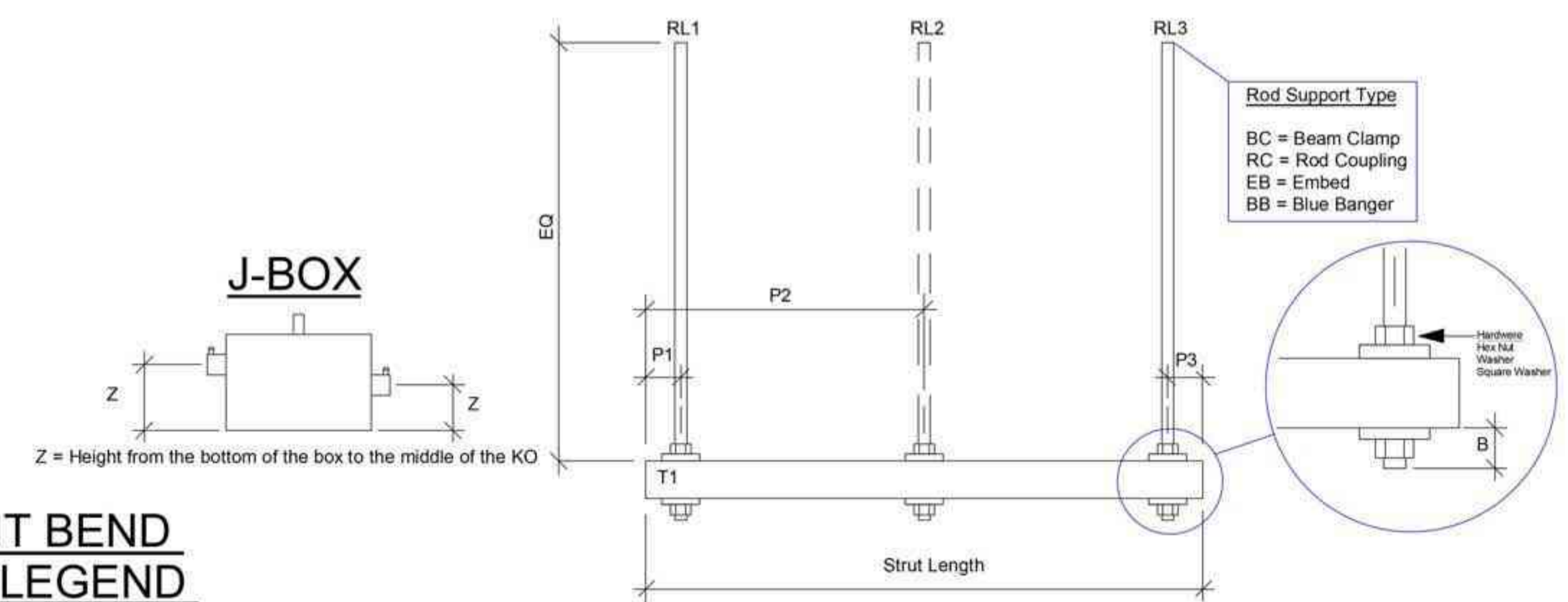
Piece #	Qty.	1 Tier			Rod Length			Rod Position				Mounting Height
		Strut Length	Strut Type	Rod Diameter	RL1+	RL2+	RL3+	P1	P2	P3	B	
6	1	5' - 4"	UNISTRUT 1 5/8 UP	1/2"	56 3/4"	56 3/4"	56 3/4"	1"	32"	1"	0' - 1"	8' - 4"



B1-520-Spool_Caddy Mini Clip with Rod Schedule

Piece #	Qty.	Description	Rod Length+	Mounting Height
7	1	Caddy (Erico) Mini Clip with 3/8" Rod	4' - 4 3/8"	8' - 4"

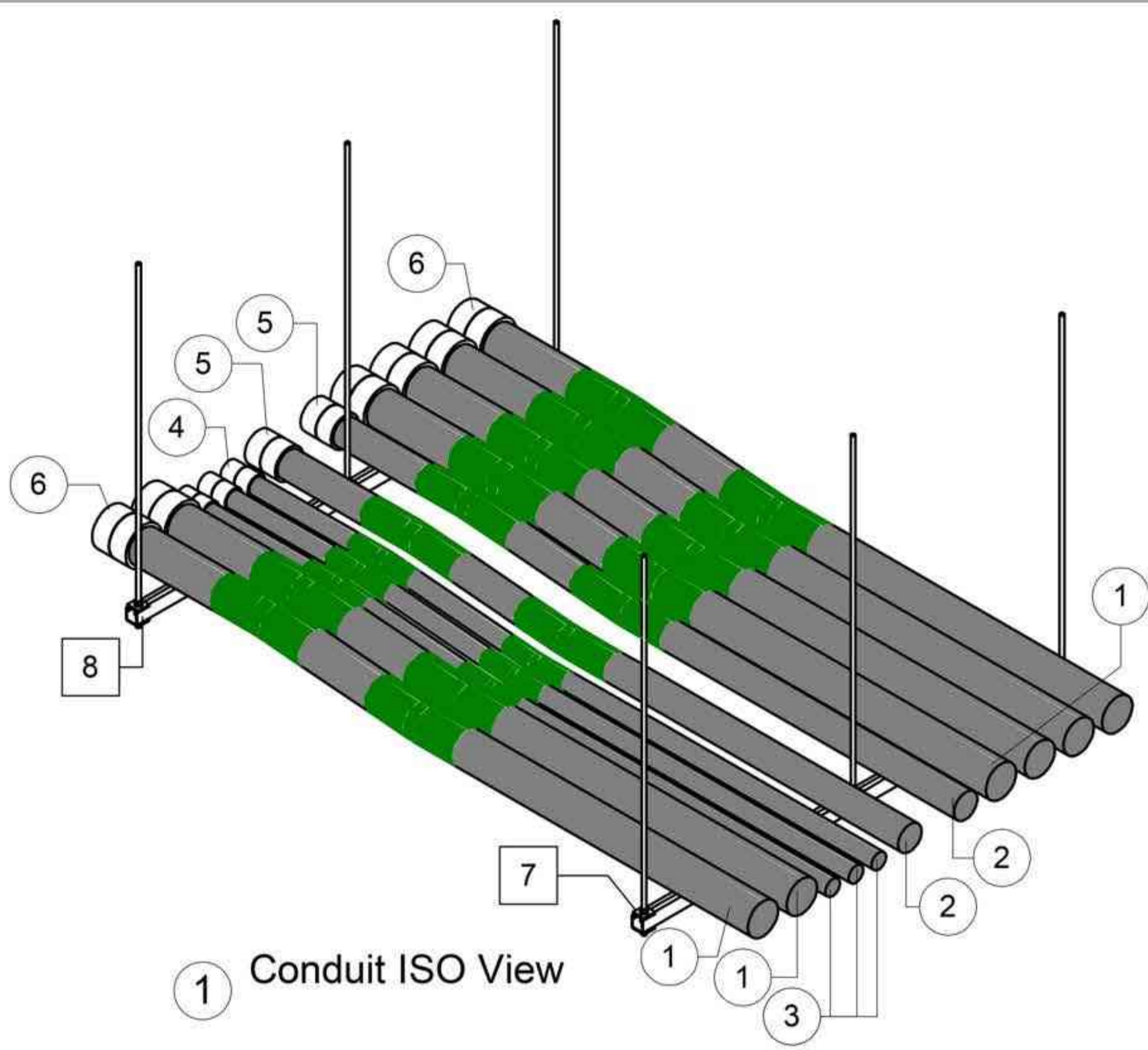
SINGLE TIER TRAPEZE



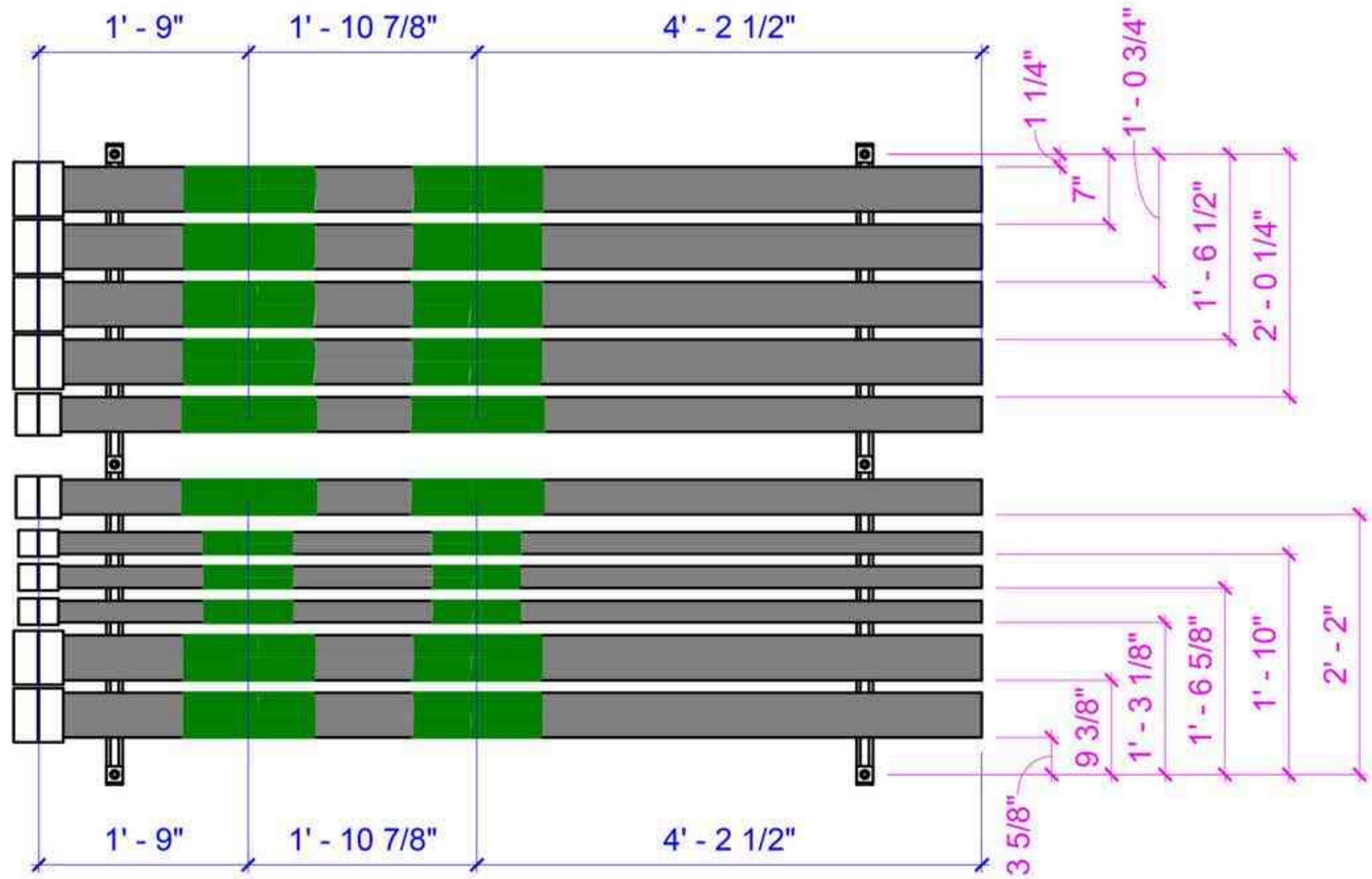
CONDUIT BEND COLOR LEGEND

- 5° BEND
- 11.25° BEND
- 15° BEND
- 22.50° BEND
- 30° BEND
- 45° BEND

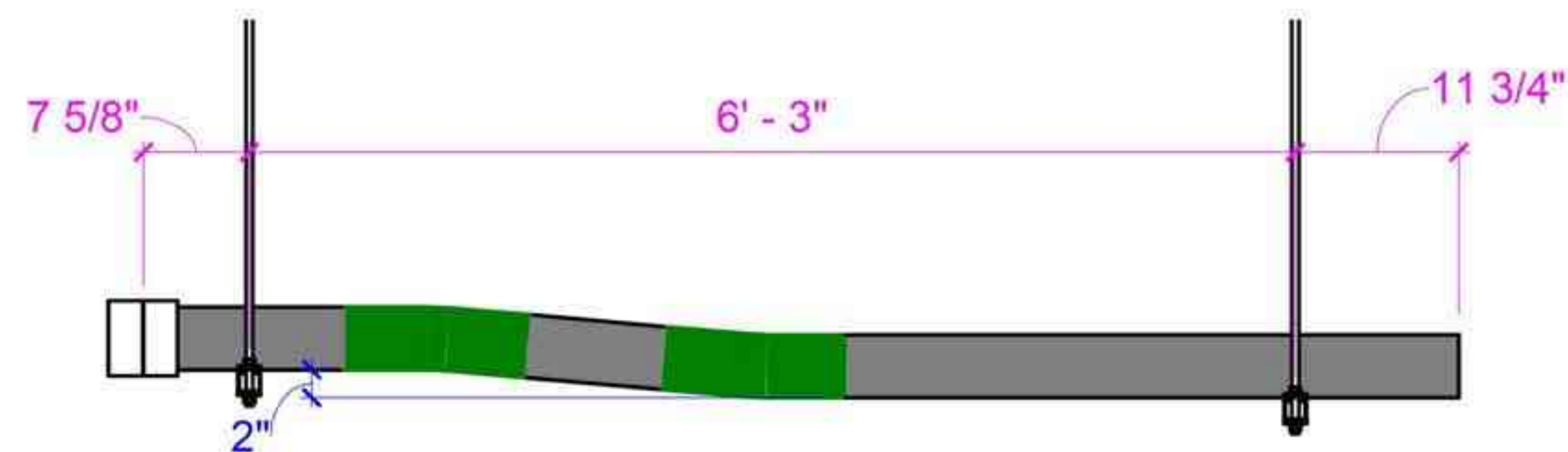
	201 Spear Street Suite 1750 San Francisco, CA 94105 www.vec-us.com	Sheet Title B1-520
	Project No.: 22-003 Drawn By: Author Checked By: Checker ISSUE: 1/13/2023 8:50:23 PM	Sheet No. B1-520



1 Conduit ISO View



2 Conduit Plan View



3 Conduit Elevation View

B1-523-Spool_Conduit Run Bended Schedule

Piece #	Qty.	Trade Size	Length	Type
1	6	4"	7' - 10 3/8"	Allied EG Galv Steel EMT Electrical Metallic Tubing PExPE
2	2	3"	7' - 10 3/8"	Allied EG Galv Steel EMT Electrical Metallic Tubing PExPE
3	3	2"	7' - 10 3/8"	Allied EG Galv Steel EMT Electrical Metallic Tubing PExPE

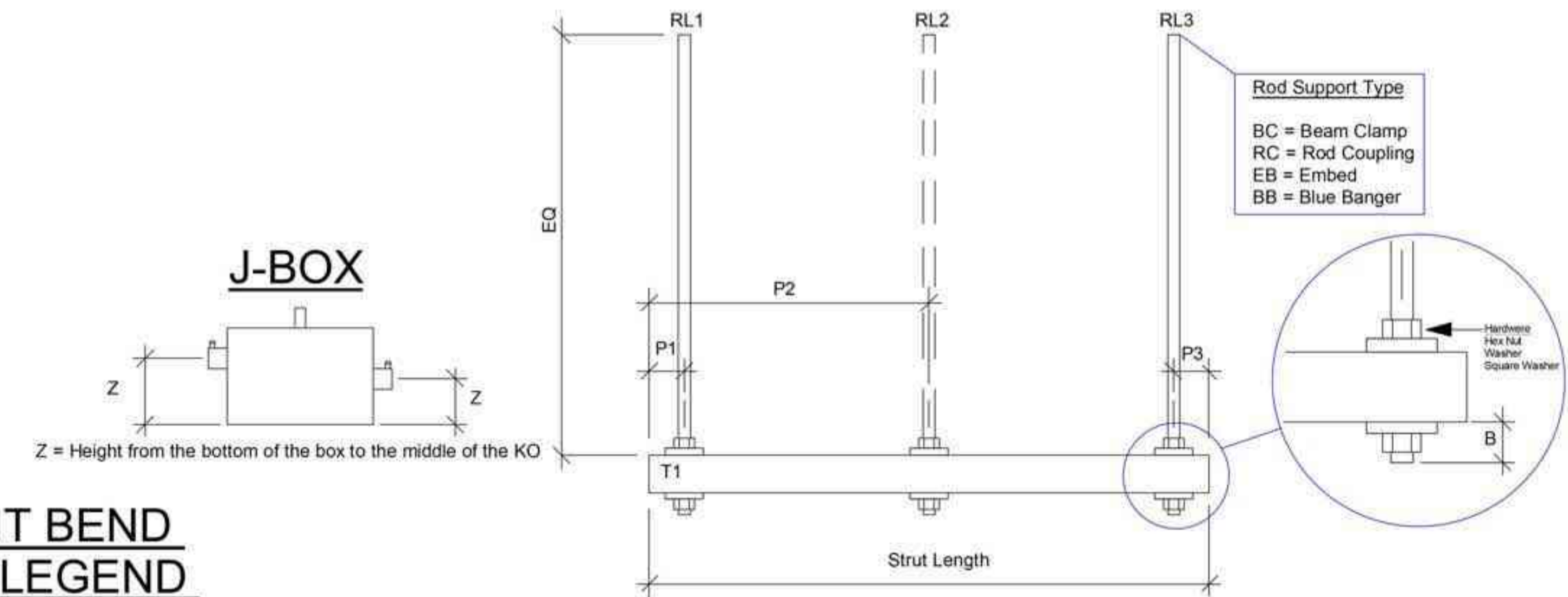
B1-523-Spool_Conduit Fitting Schedule

Piece #	Qty.	Size	Product Description
4	3	2"ø-2"ø	Allied EG Galv Steel EMT Set Screw Cplng SetScrewxSetScrew
5	2	3"ø-3"ø	Allied EG Galv Steel EMT Set Screw Cplng SetScrewxSetScrew
6	6	4"ø-4"ø	Allied EG Galv Steel EMT Set Screw Cplng SetScrewxSetScrew







B1-523-Spool_Single Tier Trapeze

Piece #	Qty.	1 Tier			Rod Length			Rod Position				Mounting Height
		Strut Length	Strut Type	Rod Diameter	RL1+	RL2+	RL3+	P1	P2	P3	B	
7	1	5' - 4"	UNISTRUT 1 5/8 UP	1/2"	58 3/4"	58 3/4"	58 3/4"	1"	32"	1"	0' - 1"	8' - 2"
8	1	5' - 4"	UNISTRUT 1 5/8 UP	1/2"	56 3/4"	56 3/4"	56 3/4"	1"	32"	1"	0' - 1"	8' - 4"

SINGLE TIER TRAPEZE



CONDUIT BEND COLOR LEGEND

-  5° BEND
-  11.25° BEND
-  15° BEND
-  22.50° BEND
-  30° BEND
-  45° BEND



201 Spear Street
Suite 1750
San Francisco, CA 94105
www.vec-us.com

Sheet Title

B1-523

Project No.:

22-003

Drawn By:

Author

Checked By:

Checker

ISSUE:

1/13/2023 8:51:03 PM

Sheet No.

B1-523